

Who Makes Your Picture Decisions, You-or Your Camera?

I have nothing against "fully automatic" cameras. They serve a purpose. They make sure that an inexperienced camera user will get acceptable snapshots. While they are helping the first-time user to bring home average shots, they prevent the beginner from ever growing into a true photographer. As long as he owns the "fully automatic camera" he will never become a creative photographer. His "automatic" camera will not let him. It tells him what to do (mostly just point the camera and press a button) and takes the picture it (the camera!) wants to take. The best that can be said about this person's pictures is that they are adequate, average, and exactly like the pictures of millions of other snapshotters.

At the very opposite end is the camera which has no "features" at all, not even a light metering system. This type of camera goes too far in the opposite direction. What, then, is the ideal camera? In my opinion, the ideal camera should help photographers with the basic problems (and solve these problems all by itself) without preventing the photographer from making his own creative decisions. This way, camera and photographer work together to create the best possible picture. And this picture is the photographer's creation, not the camera's idea of a picture which will run through all automatic photofinishing machines without causing trouble. The good photographer will get superb pictures while the beginner will still get nothing less than good, correctly exposed and sharply-focused pictures.

There are many cameras in the "fully automatic" class and there are quite a few "stripped" cameras without lightmetering and up-to-date features. There is only one camera which has all the features necessary for worry-free picture taking but without the confining "decision makers" which would turn the camera into an appliance that turns out machine-made pictures. There is only one camera for the photographer who knows what he wants when he takes a picture: The Exakta EDX-3.



The Exakta EDX-3

Let's start with a quick look at its Features:

- Smaller, lighter, more compact than any previous Exakta.
- Takes Classic and RTL Exakta Lenses without Adapters.
- Light Emitting Diode Red/Green/Red "User-Preferred" Light Metering
- Wide Open AND Stop-Down Metering
- MicroGrid, Split Image, AND Fresnel Combolite Focusing Screen.
- Plus all the famous Exakta Features

Exakta EDX-3 gives you the Green Light!

No more time-consuming matching of needles. No more hunting for hard-to-see pointers and marks in the viewfinder: When the exposure is correct, the Red Light in the Eyelevel Viewfinder **Changes to Green!** The very instant you see the green light, **you shoot!**

Exakta EDX-3 weighs less!

The trend in modern cameras is towards smaller and lighter models. The new Exakta EDX-3 is half a pound lighter than former models, smaller and more compact. With its uncannily accurate electronic solid state circuitry it is the most sophisticated Exakta ever.

e.e.i.s.

SEYMOUR'S, Inc.
47 SEVENTH AVE., NEW YORK, N.Y. 10011

**“User Preferred” Metering:
Exakta EDX-3 has Wide Open
AND Stop-Down Lightmetering!**

The new Exakta EDX-3 gives you your choice of Wide-Open Lightmetering with its own Meter-Coupled Lenses **OR** Stop-Down Lightmetering with Classic Exakta Lenses **OR** Shutter-Variable Metering with **ALL** Lenses! No matter what type of lens you use in the EDX-3, no matter what Macro Attachment you use (Bellows, Tubes, etc.), no matter what Filter you use, no matter what your lightmetering preference (Shutter **OR** Diaphragm), the sophisticated electronics of the EDX-3 will give you the accurate and correct Exposure, **always!**

**Exakta EDX-3
has Automatic,
Meter-Coupled Lenses**

EDX-3 Meter Coupled Lenses remain wide open for viewing and exact focusing right up to the very split second you hit the button! Even if you take one picture after the other, you are never aware that the lens actually closes down and opens up for every shot because the action is lightning fast. **You always see the full, brilliant image!**

**Exakta EDX-3
takes Classic Exakta Lenses
without Adapter!**

Owners of older Exaktas can use their lenses in the new Exakta EDX-3 **without the need of Adapters.** The highly sophisticated Light-Metering System will give the right exposure **even with older lenses.** With its own Meter-Coupled Lenses the EDX-3 computes the exposure with the lens **wide open.** With older lenses the camera uses the stop-down Metering Method.

To help you make the correct choice we suggest that you buy the new EDX-3 at least with the standard meter coupled lens to get the full benefit of the Wide-Open Metering. Eventually you will want to use only meter-coupled lenses in your new Exakta but for the time being you can use your old telephoto and wide angle lenses without losing the Lightmetering Feature.



Exakta EDX-3

**Exakta EDX-3 has Built-in
Combolite Focusing Screen!**

The new Exakta EDX-3 has **all** the Focusing Aids built right into the Finder. No matter what you prefer, it's right there: Split-Image Rangefinder, MicroGrid Rangefinder, Finegrain Ground-glass Ring, and Fresnel. You don't have to make a decision which to order because **you get all of them** in the EDX-3!

**Exakta EDX-3
Incredibly Low
Seymour-Priced!**

Consider the Sophistication of the EDX-3! Consider the Features! Consider the Quality! You will find it hard to believe that you can buy it at this low-low price:

**Exakta EDX-3
with Meter-Coupled
F1.7 Exaktar Lens
Stock No. 2015**

\$259⁵⁰ + 16.95
for the
Case

Shipping Charges \$2.95

seymour's

47 Seventh Avenue • New York, N.Y. 10011

By Subscription Only

Issue No. 1183

E.E.I.S.

By Subscription Only


EXAKTA

EQUIPMENT

INFORMATION

SERVICE

Published by SEYMOUR'S, Inc • 47 Seventh Ave. • New York, N.Y. 10011



Complimentary Sample Issues of EEIS are being mailed periodically to small numbers of names, selected at random from our Customer List. Eventually, everybody on our Customer List should have received one issue. Inevitably, some people may not receive a sample copy at all while others may receive more than one.

Would you like to Renew your Subscription?

Only Subscribers receive every issue of E.E.I.S. (short for "Exakta Equipment Information Service"). Sometimes we mail free sample copies to non-subscribers but in order to receive each and every issue, you must subscribe. The issue you miss may contain the very Bargain you have been waiting for. The issue which you don't get may disclose details about new accessories, new pertinent Exakta Information, even a new Exakta Model. This information is being mailed to E.E.I.S. Subscribers immediately, long before the general public gets to know about it.

As you know, there is a subscription charge of \$5 a year but you also know that you get this back on your first order for \$20 or more. In case you forgot how it works: You send \$5 for a year's Subscription to E.E.I.S. This gives you a credit equal to the amount you send which you deduct from your first order for \$20 or more. Renew your Subscription. Don't miss a single important and interesting Issue. It's just Five Dollars a Year.

O.T.L.C.*

for your

LENSES

*Otto's Tender Loving Care

Perhaps we haven't made it clear that we service, adjust, and repair **LENSES**.

We receive letters from customers, asking whether they can send us their **lenses** for service. The answer is: **YES!**

If you have **Lenses** which need Otto's Tender Loving Care, send them in and request an Estimate. The same policy governs Lenses and Cameras:

- No charge for the Estimate
- No Obligation on Your Part
- Low Fees
- Expert Work
- Fast Turnaround

Our Repair Estimates are still **Free!**

Pre-Loved Exakta Equipment

Interested in pre-loved, pre-owned, Seymour-Rebuilt Exakta Items? For Seymour-Rebuilt Exaktas, ask for List SREC. For Used Exakta Lenses, ask for List ULL.



Seymour-Rebuilt Exaktas

Otto is busy supervising the rebuilding of fine Exaktas. Do you have your heart set on a VX11a?, a VX-1000?, or perhaps on a Model I or II? Send us a Self-Addressed Envelope and write on the lower left: LSRE. This means "List of Seymour-Rebuilt Exaktas". We'll send you the List by return mail.

As you know, we are, at this time, the **only** Company in the United States receiving Replacement Parts from the Dresden Exakta Plant. This means that we can give you a meaningful Guarantee with our Rebuilt Exaktas!

They have re-invented the Wheel

A well known camera maker couldn't convince the public that he had invented the 35mm Single Lens Reflex Camera because every well informed photographer knows that the **Exakta** is the original 35mm SLR Camera. That "well known camera maker" mentioned (or, rather, **not** mentioned) above tried again. He had a great idea: Interchangeable Focusing Inserts! Re-inventing the Wheel! Exakta has had interchangeable, so-called "Scientific" Focusing Inserts since 1954. Exakta "invented" the Interchangeable Focusing Inserts about 30 years ago!

Exakta still makes these inserts for the Classic Exakta Models and for the Exakta RTL-1000. Now, as then, Seymour's obtains these original Image Inserts directly from the Dresden Plant. A new shipment has just come in. Now, as then, Seymour's offers these original Inserts at typical Seymour Prices, far below their intended Retail Prices and certainly far below the prices the "famous" re-inventor charges.

The Inserts fit into the Removable Finders of the Classic Exaktas (Models V, VX, VXIIa, VX-1000) and into the Removable Finders of the Exakta RTL-1000. They come in two sizes: Size C fits the Classics and Size R fits the RTL. You do not have to have them "installed." You merely pull out one screen and insert another. You can do it between shots, while there is film in the camera. (Some Exakta Models have fixed, non-removable finders and do not accept interchangeable Finder Inserts. These models are: Models I and II, Twin TL, EDX-2 and EDX-3).

The new shipment replenished our stock and we can now again make immediate delivery of most types. Even though the prices are not exactly the same as they were 30 years ago, they still reflect Seymour's well known Direct-to-You Policy: the prices are incredibly low. Take advantage of this announcement while stocks are complete. (The Dresden Shipment also contained a fair supply of Original PentaPrisms for the Classic Models and for the RTL. Order a few spare ones. Don't wait till you **need** them urgently. We have no control over the supply from the Plant!)

The Current Low Seymour Price for the Eyelevel Prism is \$59.50 + 2.95 Shipping. The Price is the same for the Prism for the Classic (Model C) and the Prism for the RTL (Model R).

If you purchase a Prism with one or more of the Interchangeable Screens mentioned below, you pay only \$39.50 + 2.95 Shipping. The \$20.00 you save on the Prism pays for 2 Screens!!!

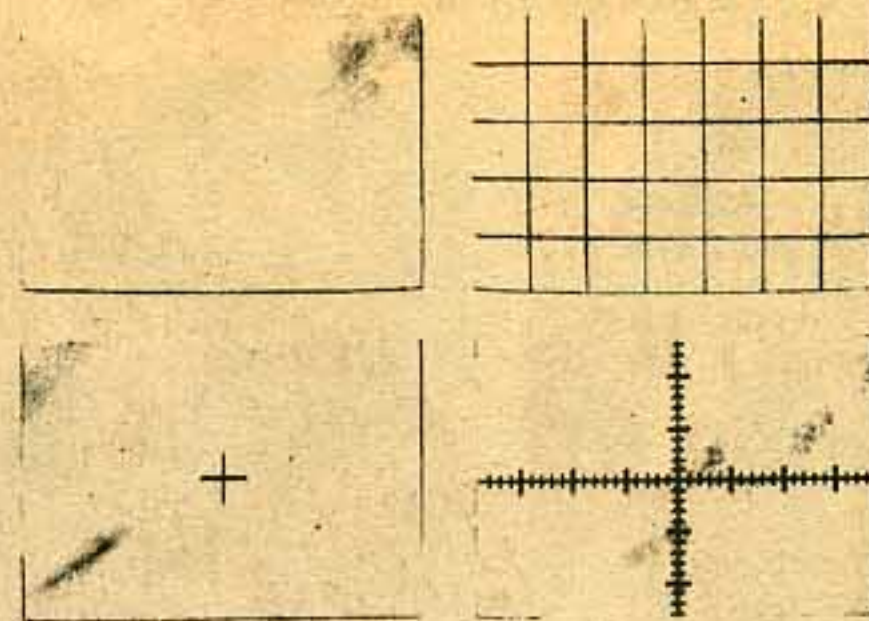


Eyelevel Prism
Model C or Model R

59⁵⁰

+ 2.95 Shippg.

If purchased with one or more screens, only \$39.95 + 2.95 Shippg.



INSERTS: Remember that some numbers sell out faster than others. All orders: First Come, First Served. And, please, remember to tell us: for Classic (C) or for RTL (R). Place C or R after Number.

No.	Description	MSR	Seymour Net
-614	Ultra Fine Grain Groundglass	\$19.65	\$12.95
-615	Split Image Rangefinder w/Fresnel	\$24.50	\$12.95
-616	Micro Grid with Fresnel	\$24.50	\$12.95
-821	Ultra Fine Groundglass with Calibrated Crosshairs	\$39.50	\$19.50
-822	Ultra Fine Groundglass with Overall Grid Pattern	\$39.50	\$19.50
-823	Ultra Fine Groundglass with Clear Spot and Center Cross	\$39.50	\$19.50
-824	Clear Glass with Crosshairs	\$39.50	\$19.50
-825	Ultra Fine Groundglass with Clear Spot	\$36.50	\$19.50

COMBINATION PRICES:

Two Series 600.....\$19.95
Additional Ser. 600.....\$ 9.35

Two Series 800.....\$29.95
Additional Series 800.....\$14.25

One Ser. 600 and one Ser. 800.....\$24.95

Additional 600 or 800 as above

COMPLETE SETS

The "Classic" Set, consisting of one each of 614-C, 615-C, 616-C, 821-C, 822-C, 824-C, 825-C. MSR Value \$223.65. Seymour "Deal" Price \$79.65

The "RTL" Set, consisting of one each of 615-R, 616-R, 821-R, 822-R, 823-R, 824-R. MSR Value \$207.00. Seymour "Deal" Price \$79.65

The "Classic" PROSET, consisting of the "Classic" Set (above) and a Brand New Classic Eyelevel Prism, MSR Value \$299.85. You pay only \$99.75.

The "RTL" PRO SET, consisting of the "RTL" Set (above) and a Brand New RTL Eyelevel Prism, MSR Value \$283.20. You pay only \$99.75

Shipping Charges: Any Quantity Screens.....2.25
Prisms.....\$2.65
Any Combination Screens/Prisms\$2.95

**If you want to take a
360-Degree
Panorama,
you can use
a \$1,000.00
Panorama
Camera
or our
\$49.50 Panorama Head**



A sweeping full circle (360 Degrees) Panorama Shot is one of the most dramatic photographs you can take. There are several "Panorama" cameras on the market but most of them take only half the circle or less. They cost about \$600.00. There is one camera which takes the full circle (360 degrees). It costs about \$1,000.00.

If you take hundreds of 360-Degree panoramic shots and if you have a grand lying around collecting dust instead of interest, by all means buy the One-Thousand-Dollar marvel. But if you are like most of us and prefer to pay only \$49.50 (less than 5% of a grand!), we have a Panoramic Head for you which will let you take dramatic panoramic shots, either the full 360-Degree circle or any part of the full circle. It is made by Minolta and, appropriately, called The Minolta Panorama Head, "MPH" for short.

How does it work? If Minolta develops a photographic device and puts the Minolta name on it, you know that it is superbly made, ingeniously thought out and cleverly engineered. The MPH goes between your camera and your tripod. Its heart is a heavy-duty click-stop-type Dividing Head which rotates your camera in 12 increments of 30 Degrees. The increments are numbered (computer style) from 0 (Zero) to 11 (eleven). Since it is important to have your camera absolutely level, the MPH has a built-in precision bubble level. You set up your camera, take the first shot, rotate the MPH to the next click (exactly 30 Degrees) and continue till you have covered as much of the panorama as you want. That's all there is to it. It's really much easier to do than to describe. And it **works**. Beautifully!

UNIVERSAL FIT. The MPH has the standard 1/4/20 Camera Fitting Thread and can be used with 35mm SLR cameras, 35mm "Compact" Cameras, 35mm Rangefinder Cameras, 2 1/4 x 2 1/4 Twin Lens Reflex Cameas and so on.

You may have seen the spectacular panorama of the Grand Canyon in New York's Grand Central Station. Newspapers and Magazines (especially camera magazines) all over the world wrote glowingly about the huge display. Many writers could not quite figure out how it was done. Do you have any idea how it could have been done?

If you are in a photographic rut and want to get out of it, try panoramic shots. It doesn't cost \$1,000.00 any more. Now you can do it for \$49.50.

HOW TO ORDER: Order it by its abbreviated name, The MPH, at only \$49.50 each. Handling and Shipping Charges will be \$2.85, regardless how many you order. New York State residents must add applicable Sales Tax.

We honor VISA and Mastercard, or you may request C.O.D. shipment. You may send us your check or a money order. Send Mail Orders to the address shown below.

To reach our Order Desk, toll-free, dial 1-800-221-2253. it's as easy to order the MPH as it is to use it. But please, don't delay. Our supply is not inexhaustible.

**My camera has
a built-in meter.
I don't need
a hand held
meter
Or....
do I?**



You certainly do! Built-in meters are terrific but they have their limitations. If you take pictures only in good light, on conventional film, without filters (or only with ordinary filters), if you don't take imaginative pictures, if you never take extreme close-ups or copy pictures from books, in short, if you stay within the snapshot region....you don't need a handheld meter.

But if you ever want to take a picture which is beyond the scope of your built-in meter, you certainly do need a handheld meter. Not just any handheld meter, of course. Some handheld meters don't have a greater range than your built-in meter and if you look at the specifications, you will see that some of the most widely advertised (and high-priced) meters have an amazingly narrow range. True, some go rather high but are deficient in the low end (where the extended range costs money). Others may give fair readings for the conventional films but not for very slow or very fast films. Still others severely limit the exposure time to hide their limited range.

Finally, before you decide on any Exposure Meter, look at another very important feature; Accuracy. What good is an Exposure Meter if you can't trust it for correct exposure? How do you know? Point the meter and watch the needle. If it bounces back and forth, you know that the meter "can't make up its mind." Make sure the needle goes to the correct reading and STAYS.

Our Best Exposure Meter.

The new Capitol D-1 Exposure Meter has a Dual Range Switch (Hi and Lo) for greater accuracy. It measures **both** Reflected Light and Incident Light. And...it has a Zero Adjust Slot!

The most important "feature" of the D-1 Meter is its uncanny accuracy. Watch the pointer go to the correct reading and stay there, unwaveringly.

The other important features are:

- Reflected Light AND Incident Light Readings
- High and Low Range Switch
- Shutter Speeds from 4 Minutes to 1/4000 second!
- F/Opening from F0.7 (Zero Point Seven!!) to F/45
- EV down to -4 (Minus Four!! That's 5 below EV 1!)
- ASA Film Speeds from 6 to 6400.
- Movie Exposures, too: from 8 to 64 frames per sec.

Additional Important Features:

- On/Off Switch
- One-Hand Operation
- zero Adjust Slot
- Built-in Battery Tester

The D-1 Exposure Meter is truly our Best Meter.

\$29⁹⁵
D-1 Super Sensitive
Electronic Exposure Meter

Our most versatile Darkroom Timer

The Time-O-Lite Ezc-73


The Time-O-Lite Ezc-73 is a synchronous motor driven Interval Timer which will control Enlargers, Appliances, and Electrical Devices up to 750 Watts.

- Sets any combination of seconds and minutes from 1 second to 1 hour!
- Automatically controls the Enlarger
- Starts, stops appliances at pre-selected times
- Activates remote buzzers, lights, and solenoids
- Serves as Count-Down Clock
- Signals with loud built-in Buzzer

The unique Three-Position Toggle Switch puts you in total control: In the "Focus" position, the enlarger light is on and the safelight is off. In the "Time" position, the exposure time is automatically controlled. In the "Off" position, both enlarger light and safe light are turned off.

Buzzer Switch; At your option, the Buzzer will or will not sound at the end of the timed interval.

Time-O-Lite
Ezc-73
Interval **47⁹⁸**
Timer




We carry the complete Time-O-Lite Line:

Time-O-Lite Model LP-69.....	\$42.50
Time-O-Lite Model SP-59.....	\$27.50
Time-O-Lite Model R-100.....	\$28.95
Time-O-Lite Model GR-72.....	\$32.95
Time-O-Lite Model M-72.....	\$44.95
Time-O-Lite Model P-72.....	\$54.95
Time-O-Lite Model S-72.....	\$33.95
Time-O-Lite Model SR-59.....	\$47.95
Time-O-Lite Foot Switch.....	\$12.95

Seymour-Rebuilt Exaktas

Otto is busy supervising the rebuilding of fine Exaktas. Do you have your heart set on a VX11a?, a VX-1000?, or perhaps on a Model I or II? Send us a Self-Addressed Envelope and write on the lower left: LSRE. This means "List of Seymour-Rebuilt Exaktas". We'll send you the List by return mail.

As you know, we are, at this time, the **only** Company in the United States receiving Replacement Parts from the Dresden Exakta Plant. This means that we can give you a meaningful Guarantee with our Rebuilt Exaktas!



"Pieces of Eight" Movie Enlarger

I don't take 8mm Movies any more but I have several boxes of old 8mm and more-recent Super Eight films. Some of them are very amateurish and I don't remember where and when they were taken. But some of them are very good. Some show beautiful scenes from my travels, animal shots, birds, close-ups of bees on flowers, and so on. Some show my wife **before** she was my wife. Some show my children as babies, toddlers, first-graders, graduates....I do admit that they are not works of art (with two to three exceptions!) but they are too good to be left in the old cardboard boxes, never to see the light of day again.

Suddenly these old movies were rescued from oblivion. Some frames were turned into 35mm Slides to be shown at family reunions. (Even the very old black-and-white ones elicit funny remarks when they appear on the screen.) Some frames were turned into 35mm Negatives, both old black-and-white and later color frames, and prints were made from them. New life was breathed into movies which had been written off as "dead."

How? With the "Pieces-of-Eight" Movie Enlarger. This ingenious instrument is a **complete** Enlarger. It uses your 35mm SLR as an "easel" and 35mm film for the enlarged image. This film may be black-and-white or color. It may be slide film or negative film.

The "Pieces-of-Eight" Movie Enlarger has its own highly corrected Flat-Field Enlarging Lens, a film carrier for 8mm and Super Eight Movie Film and a removable Optical Condensor which distributes the light evenly over the entire original film frame. You can use **any** light source, be it daylight, electronic strobe flash or photo floods.

Best of all, you do not need a darkroom. Everything is done "in the open" because your 35mm film is inside your camera and that's where you expose it.

The cost of the complete Movie Enlarger? Less than you would expect to pay for a highly corrected Flat-Field Enlarging Lens alone! If you have any 8mm or Super Eight Films, resurrect them in new shape! Turn them into unique and irreplaceable Slides and Prints with a remarkably small investment.

Pieces-of-Eight Movie Enlarger

- Enlarges 8mm and Super 8 to 35mm
- Makes Slides
- Makes Negatives

49⁵⁰

Twin TL Bonanza

135mm F3.5 German
Schneider-Kreuznach
Fully Automatic

Tele-Xenar

Manufacturer's Sugg. Retail Price 249.50

**Twin TL
Bonanza
Price** **\$99⁵⁰**

Glove-Soft Pouch \$4.95
Shipping Charges \$2.25

200mm F/4 German
Original Schact

TeleTravelon

with Diaphragm Pre-Selector

Manufacturer's Sugg. Retail Price 169.50

**Twin TL
Bonanza
Price** **49⁵⁰**

Glove-Soft Pouch \$5.95
Shipping Charges \$2.75

Save even more!
Combination Deal
Schneider 135mm and Schacht 200mm
Plus Glove-Soft Pouches

Manufacturer's Sugg. Retail Price 435.00

**Twin TL
Bonanza
Price** **\$129⁹⁵**

+ 3.95 Shippg. chgs.

SEYMOUR'S

47 Seventh Avenue • New York, N.Y. 10011

Our Estimates are

FREE!

Most camera repair stations make a charge for their estimates "to be applied to the charges if you authorize the repair." We do not blame these places because an estimate entails time and work and time is money. But we still think (as we did in 1948!) that a customer should receive an estimate free of charge. If he does not want the work done, he should not be made to pay.

If your Exakta Equipment needs service, proceed as follows: Attach a tag to the equipment, giving your full name and address, including ZIP and stating briefly (briefly!) what is wrong. Mark the tag: "Estimate Only." Send the Package insured to Seymour's Inc., Service Department, 47 Seventh Ave., New York, N.Y., 10011. Mark the package on the outside: First Class Mail Enclosed and add single letter postage to the parcel post charges.

You will receive our Estimate free of charge and there is no obligation on your part.



ALFON Computer Zoom Bounce Strobe

- Computerized Automatic Light Output
- Six (6!) Zoom Positions
- Four (4!) Bouncelight Angles
- Zooms for Lenses from 21mm to 200mm
- Two Automatic Settings PLUS Manual!
- Auto Range: 3 ft. to 36 ft.
- Manual Range extends to 50 feet!

39⁹⁵

**Thyristor Energy Saving Model
Same Features PLUS Thyristor**

49⁹⁵



Cambron Microscope Adapter


New
Quick-Release
Model

The new Cambron Model lets you use the microscope for visual observation without removing the upper adapter from the camera or the lower adapter from the 'scope.

**Cambron
Microscope
Adapter**

\$19⁹⁵

Fits standard T-mount. If you do not have a T-Mount Adapter (or prefer to get a spare) we can supply it for most 35mm SLR Cameras for \$7.95. Be sure to give us make and model of your camera when you order a T-Mount Adapter.



NEW! Just Received! Independent Make Bellows for Exakta

Every Exakta Owner wants a Bellows Unit. It adds the versatility of a professional view camera to the convenience of an SLR. We want to help all Exakta Owners who do not yet have a bellows. We have priced this new Independent Make Exakta Bellows well within the reach of everybody. And that means Everybody! If you do not yet have a Bellows, buy this excellent Instrument. It bears a well known Brand Name which we agreed not to mention because of our deeply cut price. You will recognize the name

instantly when you unpack the unit. Let's mention a few of the features:

- All Metal Construction
 - Geared Helical Diagonal-Cut Rack-and-Pinion Focusing Movement
 - Calibrated Extension
 - Positive Extension Lock
 - Both Lens Mount and Camera Mount rotate
 - Direct-Reading Exposure Factor Scale and Detailed Instructions are furnished
- Bellows Unit for Exakta, Independent Make, Stock No. 2035, incredibly low Seymour Priced at only \$24.50 + 1.85 Shipping Charges. FREE WITH ABOVE if you request it at the time you order the Bellows : Binno Garasu's Famous Folio "Perfect Close-Ups".** This Folio is also available separately for \$2.75 plus 25c Shipping.

seymour's
47 Seventh Ave., New York, N.Y. 10011

Looking for a K-Mount Camera?

Just as the M-42 Screw Thread became the de facto "Standard" Mount, the so-called K-Mount has become the "Standard" Bayonet Mount.


There are more Lenses and Accessories available for these Mounts (M-42 and "K") than for any other mount. We carry a large assortment of K-Mount Lenses from the 20mm Extreme Wide Angle Lens to the 500mm Extreme Long-Distance Lens and virtually every focal length in between, Zoom Lenses, Macro Lenses, not to forget Bellows Systems, Tele Converters, in other words, a complete K-Mount Line!

- Aperture-Preferred Fully Automatic Exposure
- Automatic and Manual Exposure
- Control Light (LED) in Viewfinder
- Split-Image Rangefinder, MicroGrid, Groundglass
- Aperture and Shutter Speed visible in Finder
- Controls Films ASA (I.S.O.) 25 to 3200
- Seiko Metal Focal Plane Shutter
- Shutter Speeds 1/1000 sec. to 2 Full Seconds
- Special Feature: Operates without batteries at B and 1/100
- Self Timer
- Shutter Lock
- K-Mount
- M-42 Mount Lenses fit with Adapter

The Lindenblatt KL-2 with Automatic MultiCoated 50mm F1.7 Pancolar \$249⁵⁰

Case, if purchased with Camera, \$14.95
Case, if purchased separately, \$29.95
Shipping Charges, incl. Insurance \$4.75

Top Quality Cambron Projection Lenses for Kodak Carousel/Ektagraphic, Elmo, Singer, and Leitz Pradolux




Enhance the quality of your projected slides with one of these superior quality Cambron Projection Lenses. Add versatility to your projector by controlling Projection Distance and Size of the Projected Image with one of these ultra sharp Cambron Single-Focus or Zoom Projection Lenses.

Direct-from-the-Source Purchase makes it possible for us to bring you these superb lenses at the following unbelievably low prices:

50mm (2") F1.7 Cambron Projection Lens	\$89.50
76mm (3") F1.7 Cambron Projection Lens	\$84.50
102mm (4") F2.8 Cambron Projection Lens	\$49.50
125mm (5") F3.2 Cambron Projection Lens	\$49.50
178mm (7") F3.5 Cambron Projection Lens	\$99.50
75mm to 125mm (3" to 5") Cambron Projection Zoom Lens	\$99.50
100mm to 150mm (4" to 6") Cambron Projection Zoom Lens	\$69.50
100mm to 200mm (4" to 8") Cambron Projection Zoom Lens	\$109.50

The above Cambron Projection Zoom Lenses are all F3.5.
When ordering be sure to give make and model of projector.



All-in-One Case Holds Your 35mm SLR Camera with Tele or Zoom Lens Ready-to-Shoot

The Cambron All-in-One Case protects your camera and tele or zoom lens from Water, Dust, Rain, Humidity and from Shock. You can leave your Auto Winder attached to your camera and you can keep your favorite telephoto or zoom lens mounted and ready for a quick draw.

The Case is made of waterproof heavy-duty Nylon Canvas, heavily padded and lined with a velvety-soft material. Inside there is a removable Velcro Pad. Outside there is an elastic accessory holder. The Case is reinforced with color contrasting webbing for safety, even weight distribution and stress relief at the D-Rings.

The wide shoulder strap adjusts from extra-short to extra-long. The strap can be worn as a belt. The Case has a reinforced belt loop and can be worn on your own belt, on the converted strap-belt or you may carry it slung over your shoulder in the conventional way.

Around the top there is a Teflon Twin-Slide Zipper for safe, dustproof closing and quick-draw opening. The length of the Cambron All-in-One Case is 9 inches, measured from top to tip. And from top to tip it's a hand-crafted quality product designed to protect your precious equipment.

As usual, we buy directly from the source, eliminating all "in-betweens". We offer you the Cambron All-in-One Case for less than the price of an ordinary plain camera case. At our price of \$19.95 you cannot afford to be without it.

All-in-One Case **19⁹⁵**



Lenses are Delicate Creatures...

Would you believe that some people buy expensive lenses and let them get dusty, bruised, even scratched — almost before they use them for the first time? Let's hope that you are not one of these people! Lenses are much more delicate than they look. When you hold a lens in your hand it is very difficult to believe that dust can ruin it very quickly. The delicate focusing mechanism can freeze up because the lubricant inside the focusing helix combines with dust and dust is grit! I don't have to tell you what happens.

And I certainly don't have to tell you what happens when the front element of your lens gets scratched. But you probably did not

know that some of the outer control rings on the lens are very thin, even though they may look quite substantial. Leave a lens unprotected inside your gadget bag and the pressure of one item against the other will get a control ring "out of round" and suddenly you can't focus the lens any more. And you can't figure out what happened.

Never, NEVER!, put a lens (or any other delicate accessory for that matter) "naked" in your gadget bag. For a ridiculously small investment you can buy "insurance" against damage, against dust and against scratches: the secret is SOFT POUCHES. It must be a secret because so few people seem to know it. If you look into the gadget bag of the average amateur photographer (professionals usually know better!) you will find all kinds of accessories rubbing against each other, and, in the process, ruining themselves. And it's so easy to prevent! Just follow this advice: No matter what it is, protect it with a pouch before you put it in your gadget bag! This means ANY ITEM, not only lenses. Exposure Meters, Flashguns, Extension Tubes, Tele Converters, ANYTHING you carry with you. Pouches are cheap. Accessories (especially lenses) are expensive and so are repairs.

Some pouches do not protect your equipment adequately. They are made of thin plastic material and do not have a soft lining. They may cost a few cents less but they are no bargain. We have a stake in protecting equipment and we wouldn't sell you a pouch which we, ourselves, would not use. We offer you pouches made of a heavy gauge manmade material which feels like supple glove leather. Every pouch has a color-contrasting velvet-like soft lining which does not "shed" or rub off on your equipment.

The pouches have hand-knotted drawstrings of generous length for easy closing and tying. An identifying label is protected by a clear acetate cover and a vinyl frame. Write the contents of every pouch on its label and you do not have to peek inside when you take out an item.

We honestly believe that our pouches represent a great value. They may not cost less than other pouches but they give you more, both in protection and in durability, to say nothing of looks (and they do look beautiful!)

DeLuxe Soft ProtectoPouches

Small	\$2.95
Medium	\$4.45
Large	\$5.95
Extra Large.....	\$7.45


Buy an Assortment of
Pouches and save 25%
or more off our regular
low prices:

ProtectoKit No. 1:
2 Small, 2 Medium,
1 Large, 1 Extra Large
instead of \$28.20,
only \$20.00

ProtectoKit No. 2:
3 Small, 3 Medium,
2 Large, 1 Extra Large,
instead of \$40.55
only \$30.00

Super ProtectoKit:
3 Small, 4 Medium,
3 Large, 2 Extra Large,
instead of \$55.40
only \$40.00

The World's finest 35mm Rangefinder Camera



For the last 25 years "35mm Camera" meant "35mm SLR." But things are changing. 35mm Rangefinder Cameras are making considerable dents in 35mm camera sales. 1982 was hailed as the Year of the Comeback of the 35mm Rangefinder Camera.

Let's face it: we were all brainwashed into believing that "the 35mm Rangefinder Camera is dead." Well, it ain't dead. It's coming back and it's more alive than ever!

True, 35mm SLR cameras have many appealing features but there are many professional photographers and topnotch amateurs who prefer Rangefinder Cameras. Here are some of the main reasons for this choice:

- A Rangefinder Camera gives you a more precise focus.
- In a Rangefinder Camera the focus does not depend on the user's eyesight.
- The Rangefinder Camera tells you, unequivocally, when the focus is correct. You are sure!
- The viewing image of a Rangefinder Camera is unaffected by the f stop: it remains ultra clear and ultra bright even if you stop the lens all the way down.
- The visual image in a Rangefinder Camera never blacks out, not even for a split second. You see the image before, during, and after the exposure.
- A Rangefinder Camera has no mirror slap: nothing jars the camera at the crucial time of exposure.
- A Rangefinder Camera does not need the intricate mechanical linkage of a mirror: there is nothing to get out of alignment.
- In a Rangefinder Camera there is nothing between the lens and the shutter.
- A Rangefinder Camera does not need a bulky superstructure to accommodate a prism.
- A Rangefinder Camera does not have the pregnant-looking front bulge for the mirror.

There are many more reasons why many pros prefer Rangefinder Cameras but the above sampling explains the thoughts behind the decision.

The manufacturer's Model Name for our 35mm Rangefinder Camera is "Kiev 4A". One of our customers exclaimed: "It's a real Protax!". The name stuck and we just kept calling it the Protax. We think it's a much nicer name. If you don't mind, we'll just refer to it (inofficially) as the Protax 4A.

Design and Quality are very important in a 35mm Rangefinder Camera. Here's what you get in the Protax 4A:

- **Precise Wide-Base Rangefinder**
- **50mm F/2 Anti-Reflection Coated Jupiter Lens**
- **Interchangeable Rangefinder-Coupled Bayonet-Mounted Lenses**
- **Flash Synchronization**
- **Metal Focal Plane Shutter from 1/1000 sec to 1/2 second**
- **Delayed-Action Selftimer**
- **All-Metal Body**

All in all, the Protax 4A is a professional camera capable of producing superb photographs. It is so simple to use you can hand it to a beginner without scaring him with an array of incomprehensible dials and numerals. It is so straight-forward that it is actually difficult to make a mistake!

The lenses are unbelievably sharp and color true. If you appreciate sharp pictures in glowing colors, the Protax 4A is for you.

One more indication of the quality of this camera is the luxurious Hard Case, the kind they used to make. You can buy it separately if you have a Kiev 4A or a Contax II or IIa, for \$29.50 plus \$3.45 Shipping Charges. If you buy it with the Protax, you will get it at a special price (see below).


PROTAX 4A (Kiev 4A) with 50mm F/2 Jupiter Lens

129⁹⁵

Super Deluxe Hard Case if bought w/Camera, \$14.95
 Super Deluxe Hard Case, bought separately, \$29.50

Bayonet Mounted Rangefinder-Coupled Lenses for the Protax:

85mm F/2 Ultra Fast Jupiter.....	\$98.50
35mm F2.8 Wide Angle Jupiter....	\$89.50
50mm F/2 Jupiter Lens.....	\$49.50
Screw-in Filter, each.....	\$6.95
Lens Case, each.....	\$5.95
Protax 4A Body, less lens.....	\$99.50



Make Giant Enlargements for less than \$20 with the

Mural Maker

The Mural Maker is made by Durst. It is compatible with any enlarger.

Every enlarger has its limits. No matter what you do, there is a maximum enlarging ratio beyond which you cannot go. Of course, you know the old trick of putting the enlarging paper on the floor to increase the distance but even this trick has its practical limit: the height of the enlarger itself. Besides, not every enlarger permits projecting on the floor.

How would you like to go beyond this limit and make GIANT enlargements with any enlarger? With the Mural Maker (made by Durst, but usable with any enlarger!) you can make murals far beyond the normal enlargement ratio of your enlarger. It is so easy to use that even a darkroom novice can use it although it is really a professional tool.

Theoretically, there are no limits to the size of the enlargement. Practically, it works out like this: If you want your enlargement on a single sheet of paper, the limit is the size of the wall onto which you tack your paper. However, if you want to make the Mural in several parts and then match them up into a huge picture (the way murals are usually made), you can make each part the size of your wall!!!

How about sharpness? If the negative yields a good 8 x 10 enlargement, it will give you a good giant mural. Why? Because it's the visual size that counts, the size in the viewer's eye. An 8 x 10 enlargement is viewed at close range. A mural is seen from a much greater distance. The larger the mural, the farther away you have to be to take it all in. That is the reason why it appears to be as sharp as a handheld enlargement. It really works!

How long does it take to set it up? Less than five seconds! All you do is place the Mural Maker on the baseboard of your enlarger and you are in business!!!

The Mural Maker by Durst, unbelievably low priced at only \$19.95, the best investment you ever made.

Genuine Durst Condensors



Eight "Excellents" out of a possible Eight!!!

modern tests

Top Rated Cambron Telephoto

F/8 preset **500mm 69⁹⁵**

RESOLUTION in Lines/mm			
F/	Center	Corner	
8	Excellent	52	Excellent 45
11	Excellent	56	Excellent 47
16	Excellent	58	Excellent 45
22	Excellent	52	Excellent 40

If you prefer a slightly Shorter Focal Length: F6.3 preset 400mm 49⁹⁵ Cambron Telephoto

Double your Power with the Cambron Focal Length Doubler! The 400mm becomes an 800mm; the 500mm becomes a SUPER POWER 1000mm!!! 19⁹⁵

Accessories for 400mm and 500mm
 Lens Case 9.95
 Custom UV Filter.... 16.95
 Custom Shade..... 9.95
 Rotating Polarizer... 26.95

The Cambron 400/6.3 and 500mm/8 Telephoto Lenses have Standard T Threads and require a T Adapter. We have T Adapters for virtually all 35mm SLR's.
 T Adapter (State Camera) \$7.95

Cambron Deluxe Compact Tripod Model 3100. Terrific Buy at \$34.95

Save even more on Cambron Tele Outfit

- 400mm or 500mm Cambron Tele
- Cambridge Focal Length Doubler
- Case for Lens • Case for Doubler
- Custom Sun Shade • Custom Filter

Cambron Telephoto Outfit
 with 400mm **95⁰⁰** / with 500mm **115⁰⁰**

GREAT NEWS!

The 400mm and the 500mm Cambron Telephoto Lenses are now also available

Multi Coated

at only \$10 additional

Some time ago the Durst people sold us a whole slew of genuine Durst Accessories and Parts because they had too much stock on hand. Among the accessories were the condensors shown in the above picture. All brand new and first quality. All mounted in beautifully made (Italian!) all-metal mounts. Flawless optical plano-convex lenses. The inventory consists of several hundred brand new condensors, half of them 50mm and half of them 80mm Focal Length.

What can you use them for? Well, first of all you can use them for what Durst used them for: as enlarger condensors. Or you can use them as magnifiers. Or you can use them — heck, there are so many uses for a good condensor that we could fill this entire catalog just listing these uses! So — we leave it to you to dream up uses. At our prices you can easily afford to buy quite a few of them. While they last, there is no limit: order as many as you want. First come, first served.

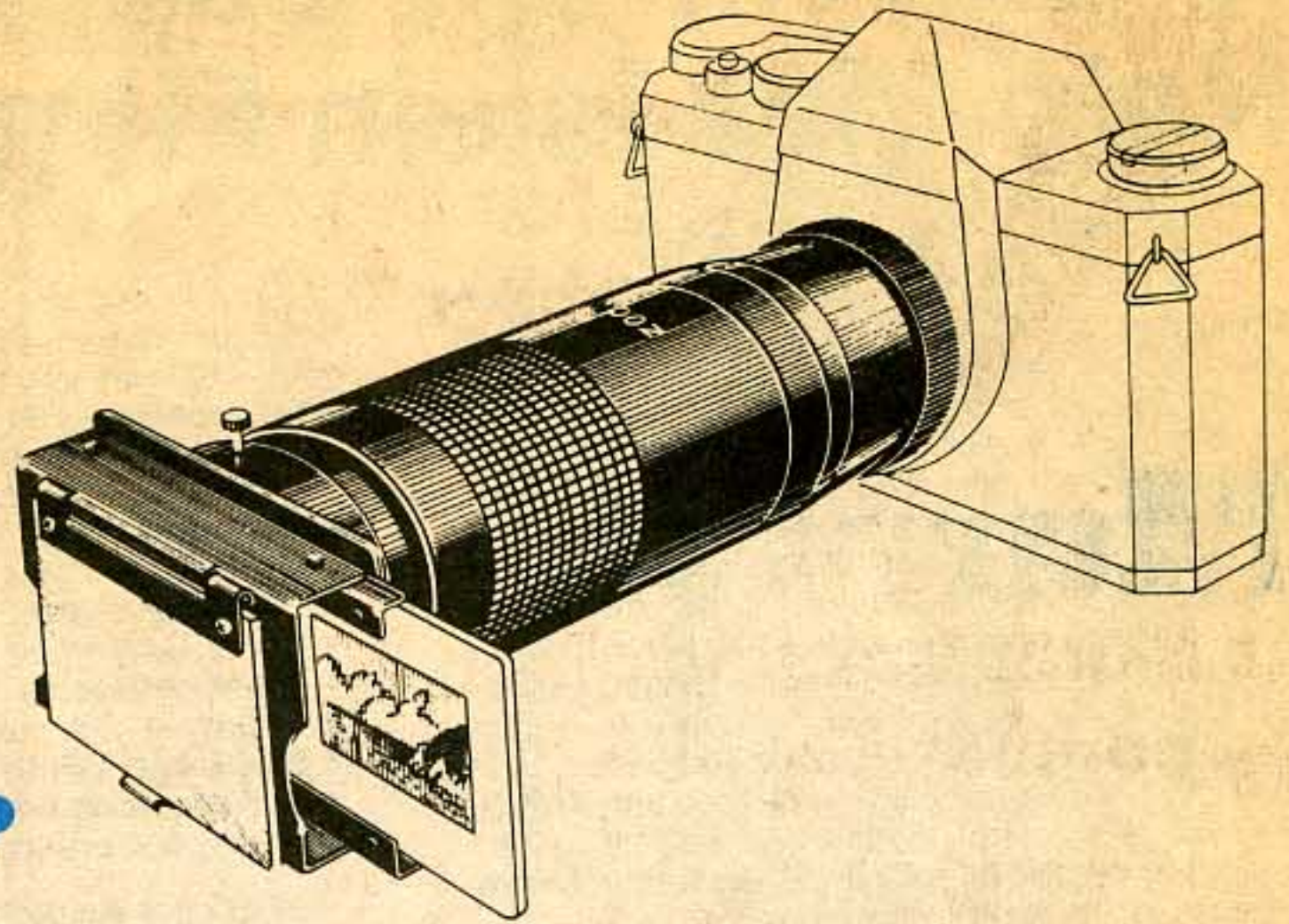
Durst Sivocon 50mm Focal Length Plano-Convex Condensor, in Metal Mount, would you believe \$4.95?

Durst Sivocon 80mm Focal Length Plano-Convex Condensor in Metal mount, \$6.95

One of each, both for \$9.95.

Dealers, Photographers, Camera Clubs, Experimenters: Can you use a quantity (20 or more)? Let us know how many and we will give you an even more terrific deal. Write or call and ask for Robert Forint.

The new Cambron Super Zoom Slide Improver



Nobody is perfect . . .

You took a slide of a beautiful scene but instead of taking it with a lens of longer focal length you took it with a lens of normal focal length, perhaps even with a wide angle lens. And remember that slide you took of a beautiful wild animal at the zoo and you couldn't get close enough? Well, it's too late now. Once you have taken a slide you can't do anything about it later.

Who says you can't do anything about it? You certainly can! Our new **Cambron Super Zoom Slide Duplicator/Improver** lets you improve any slide by cropping out unwanted parts and enlarging the "perfect" part to fill the new slide. Mind you, not just the center but **any** part because you can enlarge parts of the slide up to 2½ times and you can move the slide in the "improver" in any direction till the "good" part fits the new slide exactly the way you want it, the way you should have taken the slide in the first place but didn't!

The heart of the new **Cambron Super Zoom Slide Copier** is its six-element ultra-flat-field copying lens of highest sharpness and color correction. The superb optics of the "S/Z" are cam operated and stay in focus at any magnification. Even if you tried, you could not produce a duplicate slide that was out of focus. The focusing mechanism of the lens is **coupled** to the magnification helix. You can concentrate on deciding what part of your original slide you want to copy and at what magnification. No need to worry about focusing for best sharpness. the S/Z does it for you.

Have you ever taken a slide with a tilted horizon? Of course, you have! In your excitement you forgot to check whether your camera was perfectly level when you pressed the shutter button. Now, when you project that slide, people get seasick. Don't throw away your out-of-plumb slides! With the **Cambron S/Z** you can rotate the original 360 degrees. Not only can you correct an inadvertently-tilted picture, you can change a horizontal slide into a vertical one and the other way 'round. This comes in especially handy when you want to make a "portrait" of one person originally photographed as part of a group.

And so it goes, on and on. Once you have used the **Cambron S/Z** you will find many ways to make perfect (or unusual!) slides from slides you thought you had to discard.

The most common mistake we all make is exposure which is "slightly off". The result: slides that are a little too light or a little too dark, just enough to change a sure winner into an also-ran or, if we are honest with ourselves, into a failure. Super Zoom to the rescue! The thing to do is to

copy the slides several times, varying the exposure slightly from copy to copy. All of them will be improvements over the original and one will be just right. Saved by the S/Z!!!

Another common fault which often breaks our heart is a slide which is off color. (I mean this literally, not figuratively.) A slide taken early in the morning or late in the afternoon may have a reddish cast which we may or may not want. A slide may have been taken by fluorescent light. The faces have a greenish pallor. Or we may have used Type A ("indoor") film outdoors without a filter. Or we may have over filtered a shot. We are all excellent photographers, certainly, but we are also human (I hope) and we do make mistakes (I know). Luckily, we have the **Cambron S/Z** to cover up for those mistakes. Suddenly, we are perfect. Perfect photographers, at least.

The **Cambron S/Z** has a filter compartment which will accept inexpensive gelatine filters as well as conventional glass filters. You can use this feature to correct an unwanted "wrong" overall color cast or you may use it **creatively** by changing a run-of-the-mill slide into a stunning picture. Just imagine adding red to a pale sunset. Presto — A work of art!

And you thought that the final verdict for all not-so-hot slides was the waste basket! For a very modest investment you can become the perfect photographer who **never** makes mistakes!

There are also many ways to use the **Cambron S/Z** for unusual effects. Let me mention just two: 1) Copy slides onto ultra-high-contrast film for Graphic Arts use. 2) Insert **two** slides and superimpose one on the other on your copy slide. Well, I leave it to you to think up other ingenious and creative ways to take advantage of the nearly unlimited capabilities of the **Cambron S/Z Slide Improver**. Have fun!

The usefulness of the S/Z does not end with making duplicate slides. You can make slides from negatives both in Color and Black-and-White. You can make negatives from slides in Color and Black-and-White — even Black-and-White negatives from color slides! And in case you thought that you **had** to crop the slides and enlarge parts, you will be happy to learn that you don't have to crop if you want to make copies of entire slides. You can control the ratio from a full one-to-one (i.e. same size as the original) to an amazing 2.5 : 1. Amazing? Yes, amazing! A 2.5 linear magnification enlarges one-sixth (!) of the original slide to a full-frame copy slide. To put it another way: You can crop out up to five-sixths of the original slide!

- Makes perfect 1:1 copies
- Makes cropped slides
- Lets you improve your composition
- Eliminates unwanted parts of the picture
- Zooms from 1:1 to 2.5:1 reproduction
- Enlarges as little as 20% of the picture area to full frame size
- Centers off-center slides
- Straightens tilted slides
- Creates vertical pictures from horizontal ones and vice versa
- Makes portraits of single persons from group pictures
- Corrects under exposed and over exposed slides
- Corrects faulty overall color
- Makes prize winners out of ordinary slides
- Superimposes one slide onto another
- Copies Color slides onto Color slide film
- Copies Color slides onto Black-and-White Film
- Makes Black-and-White Slides from Color Slides
- Has Hinged Diffusion Screen (in or out)
- Built-in Filter Compartment
- Ultra-Flat-Field Optics
- Ultra-Sharp Lens
- Always-in-Focus Zoom Action
- Focus Coupled to Magnification Helix
- Designed by a frustrated photogrpaher
- Engineered by a Genius
- Built to exacting Cambron Standards
- Amazingly low direct-to-you priced

Optically and mechanically the **Cambron Super Zoom** is a precision instrument. We are able to bring it to you at an unusually favorable price because we eliminate the costly chain of importers, wholesalers and distributors. We obtain the S/Z directly from the source and sell it directly to you. If you were to buy a highly corrected flat-field lens, like the one built into the **Cambron S/Z**, you could easily pay much more for it (the lens alone!) than you are paying us for the complete instrument.

Cambron S/Z (Super Zoom) Slide Copier/Improver, Ratio 1:1 to 2.5:1, amazingly low priced at only \$49.95.

The S/Z has standard, universally compatible, T-Mount Fitting and will accept your T-Adapter to couple it to your camera. If you do not have a T-Adapter (or prefer to have a spare one) we can supply one for virtually any 35mm SLR Camera for only \$7.95. Be sure to state make and model of your camera if you order a T-Adapter.

Is das nit ein Easel Film? Nein, das is ein Film Easel!

Did you guess where this Darkroom Accessory comes from? You guessed right: it comes from Germany. Which means that it is cleverly designed and well made. But what is it?

It's a lightproof Film Easel for your Enlarger! It permits the use of Cutfilm in your Darkroom! Load the individual film easels in total darkness and close the cover slide. When you are ready to make your internegatives, copy negatives, positives, etc., open the cover slide, place the Film Easel on the baseboard of your enlarger, expose the film like a sheet of enlarging paper — and close the cover slide. The exposed film is now in the light tight film easel which the Germans call "Filmkassette". The film can now wait till you are ready to process it or till you send it to your processing lab! Clever? Ingenious!

The Light Proof Film Easel takes 2¼x3¼ Sheet Film. The film is securely held by thin metal channels on three sides and kept flat by a spring-loaded clip on the fourth side. The entire unit is made of metal: no plastic used anywhere. The cover slide is reversible to "flag" the easels which contain exposed film. There is a velvet light baffle on the inside to protect the film from light when the slide cover is moved. The easel is ultra thin: you can safely focus on a sheet of paper without having to refocus.

You need not remove the slide cover all the way; just open it till you come to the velvet light trap. This way you can close it easily and quickly after exposure; you don't have to fumble to get the slide cover back into the channel.

What is the purpose of the "Filmkassette"? The purpose is to use 2¼x3¼ Sheet Film with your Enlarger! you can make


- Internegatives
- Color Corrected Copies of Negatives
- Transparencies from Negatives
- Enlarged Transparencies from Slides
- Black-and-White Negatives from Color Film
- and anything which requires exposing sheet film in your enlarger

The price is exceptionally low for such a precision made German Accessory:

German Light Proof 2¼x3¼ All-Metal film Easel, only \$18.95 each.

Discount Schedule for Dealers and Professional Photographers

Quant.	Disct.	Net Price
3	35%	\$12.32 each
6	40%	\$11.37 each
12	50%	\$ 9.46 each




Mono Zoom

It's a 10X to 20X powerful Prismatic Monocular. Attached to your 50mm Lens, it's also a 500mm to 1000mm Ultra Tele Zoom Lens!



89⁹⁵
Case Included

Distributor's Loss — Your Gain! Brand New Enlarger Kit by Durst at Give-Away Price

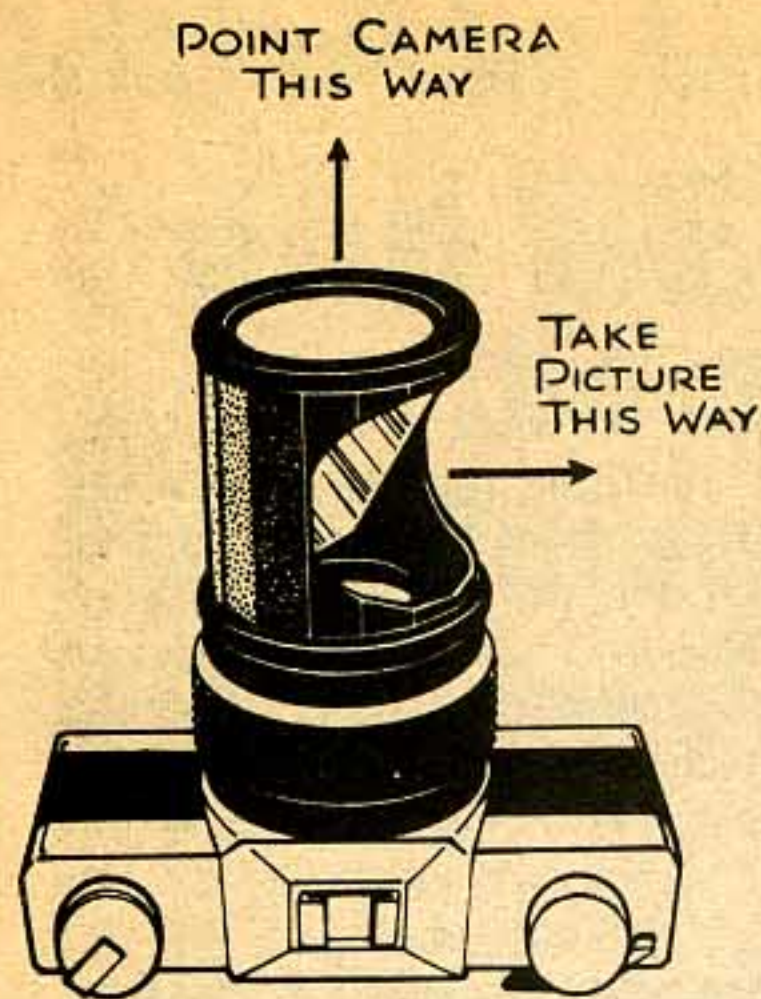


This Kit consists of the "guts" of a quality enlarger. You can build a condensor enlarger or use the components any way you see fit. Everything is brand new, perfect, and first-quality equipment. The Kit consists of


- Durst 80mm Focal Length 3" Square Optica Glass Plano-Convex Condensor in Die Cast black finish Metal Mount
- Durst 50mm Focal Length 3" Round Optical Glass Plano-Convex Condensor in Die Cast black finish Metal Mount
- Standard Lamp Holder, threaded for medium screw base (= regular household) plug

This Kit is listed in Durst's Price List #15/M601 as Stock Number 90217 for \$76.95. How many kits would you buy if we gave you 80% off that price? We do not restrict quantities: you may buy as many Kits as you want. In fairness to all: first come, first served. We have a fair supply but we expect a lot of orders. We will fill these orders as long as our supply holds out. No rainchecks, no back orders. When they are gone, they are gone. So — a word to the wise: Order NOW!

Durst Enlarger Kit (80mm Condensor, 50mm Condensor, Lampholder with Cord and Plug), Close-Out Price, while they last, \$15.39 per Kit. When ordering, please refer to it as: Durst Kit DEK-22.



Make yourself INVISIBLE



The Cambron Super Snooper Lets You Take "Secret" Pictures!

Remember the time when you wished you and your camera were invisible? Remember those "human-interest" pictures you could not shoot because you were too timid to point your camera? And how about those candid shots of children which you did not take because the little angels (?) would stop what they were doing when they saw the snooping camera. They all add up to **The Shots Not Taken.**

But now you can photograph **everything** and **everybody** you always wanted to shoot if you disguise your camera with the Super Snooper and shoot around the corner.

In spite of its frivolous name, the Super Snooper is a serious optical instrument of highest precision. It fits onto the front of your lens and looks just like a telephoto lens. But the "front element" is a fake. Inside the Super Snooper Lens Disguiser is an optical mirror (first surface), and there is an opening on the side. While you **seem** to be shooting straight ahead, you are **actually** shooting "around the corner" photographing a scene which is exactly 90° from where you are "pointing" the camera. You are **POINTING** your camera **DOWN** the street but you are

TAKING a picture **ACROSS** the street! The possibilities are unlimited. Want to shoot the celebrity at the next table at the sidewalk cafe? Put your camera on the table, lens facing up into the sky. Rotate the camera till the Super Snooper's **real** eye points at the unsuspecting target. Click, gotcha! Nobody suspects you and you can take all the "forbidden" pictures you want. And there is another use for the Super Snooper: It doubles as a Copy Stand! If you do a great deal of copying, etc. a Copy Stand is a worthwhile addition to your arsenal of accessories. But if you do only occasional copying, the Super Snooper will do just as well.

Place your camera on its back on any table with the lens pointing towards the ceiling. Attach the Super Snooper to the lens and you will actually shoot at right angles to the lens axis. Place the original which you want to copy in front of the side opening and shoot.

The Super Snooper does not require any exposure increase, nor does it change the size of your picture. Your 50mm Lens remains a 50mm Lens, your 135mm Lens remains a 135mm Lens, and so on. You can use the Instrument



The Cambron Super Snooper
90-Degree
Lens Attachment

on **any** camera but you will find it easiest to use on a Single Lens Reflex where you see the image in the viewfinder. The Super Snooper has a Series VII Thread which fits into a front Lens Adapter to match your Lens. Use different Lens Adapters to switch the Super Snooper from lens to lens. Indoors or outdoors, the Super Snooper is an indispensable accessory.

The Cambron Super Snooper

90-Degree

**Lens
Disguiser**
29⁹⁵

Lens Adapter \$6.95

State Diameter (NOT Focal Length!)
of Lens in mm.

Additional Lens Adapters \$6.95.
Three additional Lens Adapters \$19.50.

"Build-Up" Close-Up Lenses

The simplest and easiest way to take Close-Ups is with Auxiliary Close-Up Lenses which are screwed into the Prime Lens. They permit a wide range of image ratios without extension tubes, without bellows, and without macro lenses. When used with automatic lenses, they retain the automatic operation of the lens. Best of all, they do not require any exposure increase.

The "Build-Up" Close-Up Lenses come in a Set of 3: Plus One, Plus Two, and Plus Three (1, 2, and 3 Diopters). They are threaded **front and back** which enables you to

use them singly or in any combination. This means that, in addition to the basic Plus One, Plus Two and Plus Three, the Set builds up to Plus Four, Plus Five, and Plus Six (4, 5, and 6 Diopters), giving you a tremendous range of Close-Up Ratios.

The "Build-Up" Close-Up Lenses can be used with Lenses of **any** Focal Length. The mm size refers to the **Diameter** of your lens, **NOT** the Focal Length!


Set of 3 Build-Up Close-Up Lenses, Stock No. 1860:

46mm and 49mm, \$16.50 + 85c Shippg. Chgs.

52mm and 55mm, \$18.95 + 85c Shippg. Chgs.

58mm and 62mm, \$29.50 + 85c Shippg. Chgs.


67mm, \$39.50 + 85c Shippg. Chgs.



LITE-A-PAGE

LITE-A-PAGE makes viewing your slides as easy as turning a page! Just slip this compact, portable light unit between the pages of your album to view an entire page of slides or transparencies...no need to remove the pages from your album! Or, turn the versatile LITE-A-PAGE unit over to use as a desk-top light table. Four horizontal rows hold individual slides for viewing, sorting or sequencing. LITE-A-PAGE is equipped with a TRU-LITE Color Correct 5500K Fluorescent Bulb.

Lite-A-Page Color Transparency Viewer, complete with Bulb, Cord, and Switch, only \$59.50



500mm MultiCoated Macro Telephoto, the Cambron MirroCam

This 10-Power Mirror Lens is shorter than most 135mm Lenses!

The time has come when your 500mm Ultra Powerful Telephoto Lens can be with you all the time! The new Cambron 500m F/8 MicroCam is so small and light that you won't even know you have it in your gadget bag!


Read

all the nice things *Popular Photography Magazine* has to say about the 500mm F/8 Cambron Mirror Lens in the July, 1982 issue.

179⁹⁵

State Make and Model of Your Camera

Cambron Tripods



Professional Cambron 5100 with Brace

- Large Camera Platform
- Quick Camera Release
- Pans, tilts, flips 90°
- Geared Centerpole w/Crank
- Rubber Feet w/disapp. Spikes
- Folds to a mere 24"

59⁹⁵

Semi-Pro Cambron 5000 same as 5100 but without Brace **49⁹⁵**

DeLuxe Compact Cambron 3100

- Ribbed Camera Platform
- Pans and Tilts
- Geared Elevator w/Crank
- 10½" Centerpole
- Folds to 21 inches
- Weighs only 2½ pounds




34⁹⁵

We want your old Exaktas

We will take them in Trade on

ANY BRAND

of Photographic Equipment



Cambron 4X5 Studio Camera

for the Photographer who needs the Very Best!
Incredibly low Direct-to-You Price! Request Bulletin 5C

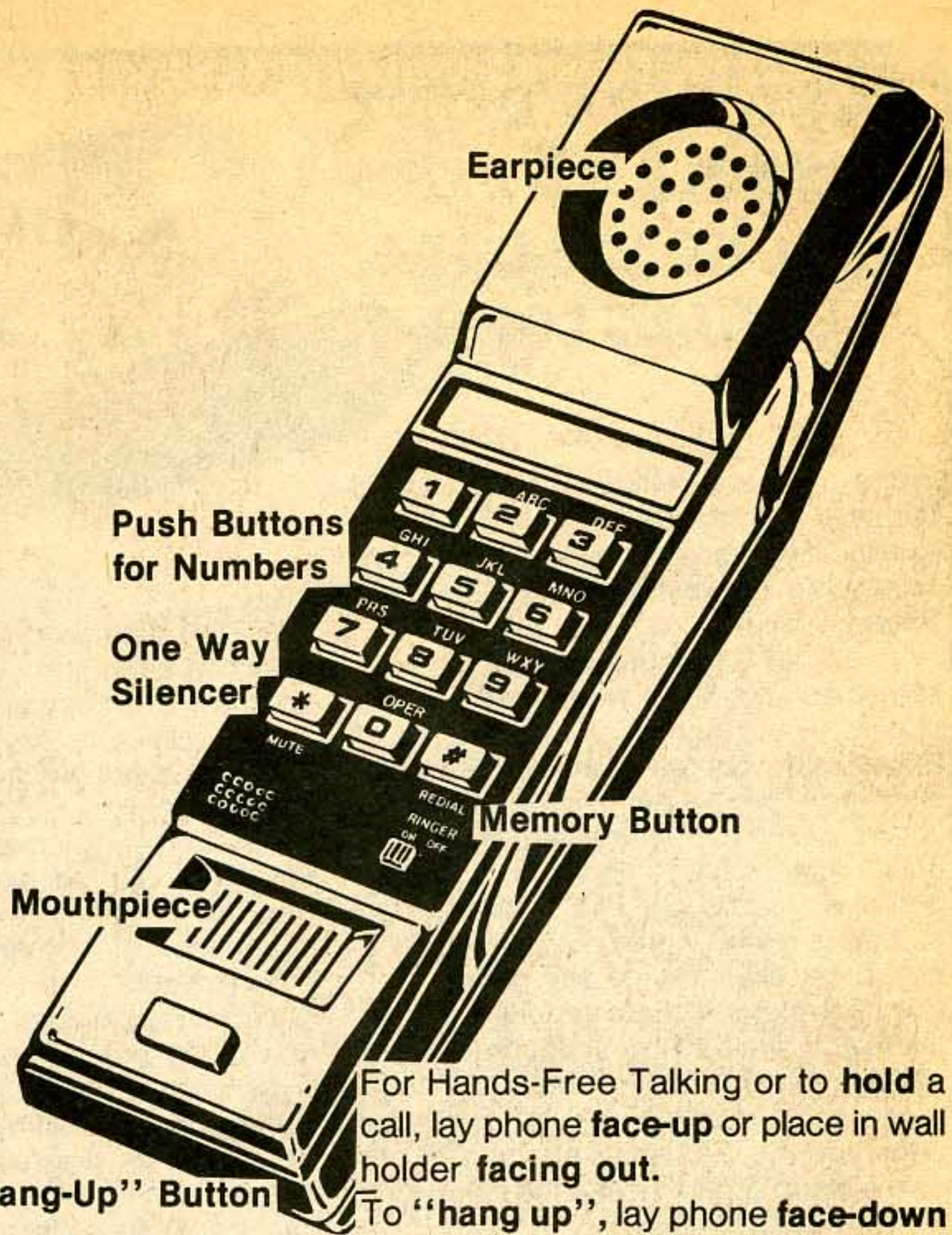
LEGAL, CHEAPER and BETTER: the new

Push-Pulse Personal Telephone ("P.P.P.T.")

They say that all good things are either illegal, immoral, or fattening. Well, here's an exception: the new, and truly amazing, Push-Pulse Personal Telephone (P.P.P.T.). Yes, it is legal to own your telephone and plug it into the phone company's system. Order the FCC approved PPPT and stop paying up to \$50.00 a year rent for the phone company's set (which is probably an old, outdated model). Depending on your current rental charge, you will save the cost of the PPPT in less than half a year. And you will continue to save, month after month, year after year.

Chances are, the PPPT is far better and technically more advanced than the phone you are now using. Look at these computer-age features:

- Push-Button Pulse Dialing: No need to add extra-cost touch-call service.
- Mute Switch: Press this switch and you can hear the caller but he cannot hear you. You can talk privately to others in the room!
- Computerized Re-Dial: a built-in computer chip remembers the last number you dialed and re-dials it for you when you push the button.
- Use it as a wall phone or as a desk phone. We include, free of charge, a wall bracket which you can mount anywhere or you can use the PPPT without the wall bracket. Place the phone, face down, on a desk, a table, or any flat surface and it will "hang up."
- Standard Modular Jack: no wiring needed; just plug it in.
- Styled by an internationally acclaimed designer.
- Completely self contained. Forget about the old fashioned two-part telephone sets!
- Operates entirely from phone lines: no external power source or batteries needed.
- Incredibly low priced. You save the cost, by eliminating rental charges, in less than half a year.



"Hang-Up" Button

For Hands-Free Talking or to hold a call, lay phone **face-up** or place in wall holder **facing out**.

To "hang up", lay phone **face-down** or place in wall holder **facing in** or push "Hang-Up" Button.

**Push-Pulse
Personal
Telephone** **19⁹⁵**
with Wall Bracket + 3.75
Shipping
and
Handling

Use PPPT's in every room of your house and give them as welcome gifts. Quantity prices save you even more:
3 PPPT's.....\$49.85 + 4.75 Shipping Charges
5 PPPT's.....\$74.45 + 4.75 Shipping Charges

Don't believe them...!

Airports and Airlines tell you that their X-Ray Machines do not affect your films. **Don't believe them!** The duration and the intensity of the X-Rays do vary, and some X-Ray Machines are more harmful than others but there isn't an X-Ray Machine that doesn't have **any** effect on your film. And the effect is cumulative — the more times your film goes through a Security Check at an Airport, the greater the chances that your film will show a veil of fog after it is developed.

The only safe way is to prevent exposure to the X-Rays. Alert


the security personnel by attaching **Warning Labels** to your luggage. The labels tell the airport people that the suitcase, gadget bag or carry-on bag contains photographic film and flashes the warning: **DO NOT X-RAY!**

The labels are printed on highly visible pressure-sensitive stock. The special adhesive will keep the labels in place but lets you remove them, if you wish.

This is the cheapest and **the only really safe** way to protect your exposed and unexposed film. Better safe than sorry! Order a Set of 10 labels (enough for both sides of five pieces of luggage) and order a few extra Sets for other members of the family or as thoughtful little gifts to friends who travel.

X-Ray Warning Labels, Set of 10, \$2.65
SPECIAL OFFER: Five Sets, only \$9.95 postpaid.

TREASURE HUNT NETS RARE FIND FOR NOSTALGIA COLLECTORS



In the thirties a company named Leudi received U.S. Patent Nr. 2,195,748 for a device which read the light and converted the information into F-stops and Shutter Speeds:

an Exposure Meter!

Many people have read about these meters in old books or in Histories of Photography but few of the actual meters survived. Today a genuine LEUDI Meter is a treasured Collector's Item, very rare, nearly impossible to find. And if you do find one, you usually find a collector attached to it who would not part with it at any price. Well, nearly any price!

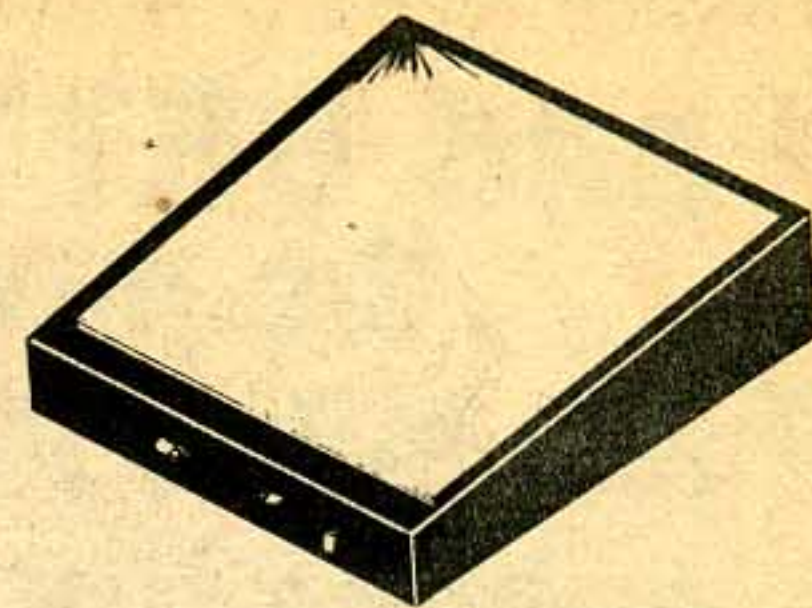
Our dealings with photo suppliers all over the world brought us in touch with an oldtimer who had not just one but a small boxful of them in his safe. It took three visits and the exchange of some of our own historic items to make the fellow part with his Leudi Meters.

When we finally carried away our lucky find, we found that these Leudi Meters were actually **brand new**, unused, in what collectors call "mint" condition! We added several of them to our own Photo Nostalgia Collection and decided to offer all the rest to our customers, on a first-come, first served basis.

What are they worth? Who knows? We have not seen any offered for sale. We do know that they are worth quite a bit on the collectors' market. We also know that their value will go up and up like all collectibles whose supply diminishes and whose demand increases. We are collectors, too, but we are not speculators. Hence we offer the Leudis to our customers rather than salt them away in a Bank Vault.

If you are a collector or if you delight in Nostalgic Photographica, get your order in as soon as possible. In fairness to everybody we will fill orders in the same sequence as we receive them. When they are gone, they are gone. No rain-checks because there won't be any more when these are gone. Don't let it happen that you get your check back with our regrets. In all sincerity we tell you: don't wait!

Leudi II Extinction Type Exposure Meter, Collectors' Item, while we have them, first come, first served, only \$12.50.



Professional Portable

"Light Table"

This is the first professional portable Light Table at a price which makes it affordable for amateurs.

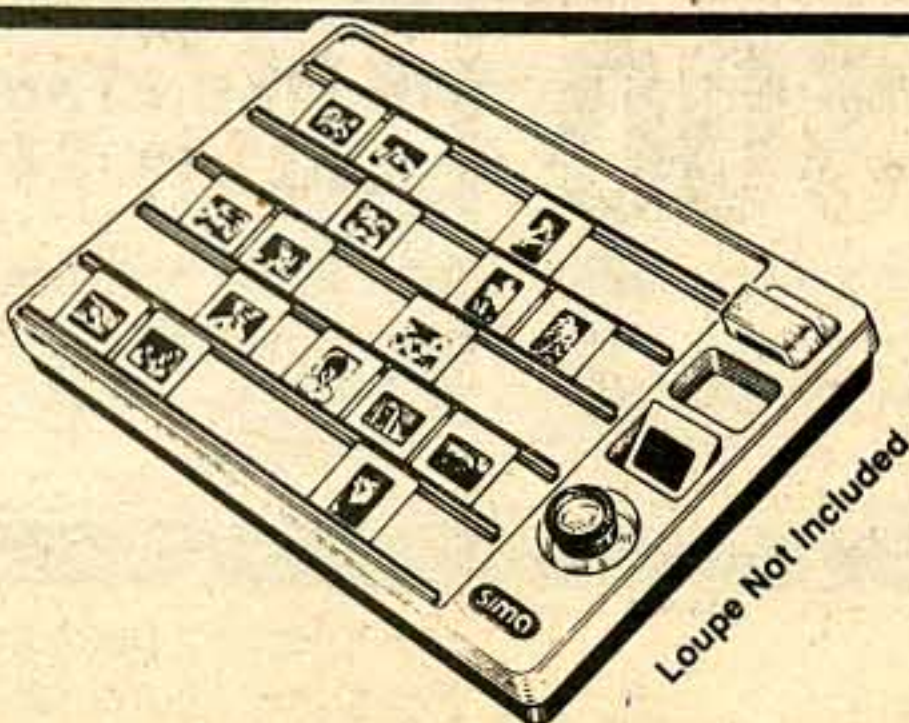
This new Light Table can be used upright or placed flat on a desk or table, in your office, studio, at home, or travelling. It is 19 inches wide and 16 inches high and will accommodate large or small color transparencies, negatives, or positives for the Graphic Arts, X-Rays, and 35mm Slides. In fact, there is a special overlay, a separate accessory, which will hold forty 2X2 Slides.

The Viewing Table has a Carrying Handle and comes with a plastic Travel Case. There has never been anything like it, ever, under \$200.00

Portable Light Table, CamCam Price \$69.95
Optional Accessory: Black Anodized Aluminum Frame for forty 2X2 Slides, only \$16.95
COMBINATION Price: Save even more by ordering the Light Table and Slide Frame at the same time: Light Table and Slide Frame Combination, both for only \$79.95.

What do you do with your Slides?

When your slides come back from the lab you are overwhelmed and a little bewildered. How can you get order out of the chaos? Sorting loose slides into a coherent, easy-flowing Slide Show is a responsible job. The right sequence makes a "Show" out of a jumble of individual "pictures." Just as "cutting" a motion picture can make the difference between a box office success and a flop, the "sorting" of slides can make or break your slide presentation.



Your slide show must tell a story, leading from one slide to the next. It's up to you whether your audience will yawn or applaud. In plain words: Sorting a batch of slides is as important as taking them!

You have a lot of money invested in your camera, your lenses, your projector. Don't

skimp on the Sorter! Otherwise, a great deal of your investment will be wasted. The Sima Evenlite Slide Sorter is the answer to a photographer's prayer. Take a look at its unique features:

- Large 42-slide Sorting Area
- Bright "Daylight" Illumination
- Evenly Distributed Light
- Circular Fluorescent Tube
- Cool Light Prevents Damage
- Six Safety Tracks for Easy Sorting
- Receptacles for "Pre-Sort", "Discard", "In Doubt"
- Comes Assembled — Ready to use

**Sima Evenlite
Slide Sorter
Best-Buy Priced**

36⁹⁵

SEYMOUR'S, INC.
47 Seventh Avenue, New York, N.Y. 10011

Special Purchase Ready for Immediate Shipment



Genuine Vivitar 2X Tele Converter for all Classic Exaktas

Doubles the Focal Length of all your lenses.
Accepts Fully Automatic, Semi-Automatic, Preset
and Manual Classic Exakta Lenses.
Manufacturer's Sugg. Retail Price \$69.95.
Only 500 pieces available. Order before they are
gone!

\$29⁹⁵

Vivitar 2X
Tele-Converter
for all
Classic Exaktas


Exakta TL-500 with 80mm F-2.8 Tessar

Now you can buy the Ihagee Exakta TL-500 with the World's
Finest Mid-Range Lens, the 80mm F2.8 Tessar at an in-
credibly low Seymour Price

Ihagee Exakta
TL-500 with
80mm F2.8
genuine
Tessar **\$139⁹⁵**

Optional Add-On Bonus: Buy the above Combination and order (at
the same time!) the 50mm F1.8 Automatic Exaktar Lens and the
Camera Case (which takes the TL-500 with the 50mm Lens) and
pay only \$29.50 addl. Yes, you read it right: the Automatic 50mm
F1.8 Exaktar and the Camera Case, for only \$29.50 additional!!!

Would you believe a **COPY STAND** for less than \$30?



Sooner or later you will need a Copy Stand because sooner
or later **everybody** needs a Copy Stand! Did I hear you say
that you only take souvenir snapshots of your vacation trips?
Don't believe it! One day you will want to (or have to!) take
a few close-range shots. And that's when you need a good,
sturdy Copy Stand.

Our "VERSATILE" Copy Stand is an unbelievable bargain. We
buy it in large quantities directly from the manufacturer.
Because of its quality, versatility, and adaptability and our in-
credibly low price we **sell** large quantities.

The "VERSATILE" Copy Stand has an 18-Inch Chrome Plated
Steel Post, and a Sliding Arm with large Locking Knobs. The
Camera Holder will hold the camera facing **down** or facing **out**.
The rubber tipped open legs permit the use of the VERSATILE
Copy Stand in the conventional manner or on glass for special
lighting effects. I use it on our "Light Table" for copying type
and drawings. Hospitals use it to copy X-Rays onto 35mm Film.
And so it goes.....

**Best of all, we have priced the "VERSATILE" Copy Stand
at a mere \$29.95.**

For Creative Camera Work with the Exakta EDX-3 Add a TAMRON

- Computer design.
- Rare earth elements.
- Precision construction.
- Super values!



Tamron, one of the most highly respected innovators of unusual
optics just announced a series of wonderful new lenses for the
EDX-3/EDX-2. We offer you these lenses at prices far below their
market value. They are in stock for immediate shipment.

90mm F2.5 Macro Tamron	209.50
35mm to 135mm F3.5/4.2 Macro Zoom Tamron	229.95
28mm to 50mm F3.5/4.5 Macro Zoom Tamron	189.95
70mm to 150mm F3.5 Macro Zoom Tamron	179.50
80mm to 210mm F3.8/4 Macro Zoom Tamron	199.50

Glove-Soft Velvet-Lined Pouch or Hard Case, as available, \$6.95
Shipping Charges (incl. Insurance) \$3.95

European Slide Magazines

In Europe they are known as "LEITZ TYPE" Magazines. We call them EUROPEAN SLIDE MAGAZINES. Some people call them SLIDE TRAYS. They work with virtually all European Slide Projectors such as Leitz, Zeiss, Rollei, etc. They also work with the Haehnel Slide Projector/Viewer.

The smooth operation of any of these projectors depends on the precise fit of the slide magazines. If you have been buying cheaply made Hong Kong magazines for your European Slide Projector you know the problem. Poorly engineered magazines cause your slides to jam.

We offer you the genuine European Slide magazines, made with the original precision engineered dies. These magazines are made from safe, acid-free Polymer Synthetics and will not damage your precious slides, no matter how long you store them.

The greatest danger to your color slides is long exposure to light. Any type of light is a mortal enemy of the colors in your slides: sunlight, fluorescent light and ordinary incandescent light. Our European Slide Magazines come in Storage File Cabinets (made of the same safe material as the magazines themselves). Every Storage Cabinet takes two magazines for convenient, safe, "stackable" storage. Every magazine is accessible without unstacking the File Storage Cabinets.

Best of all, our genuine European Slide Magazines won't cost you more than the poor imitation you may have been buying and we give you one Storage Cabinet free with every two magazines you buy! And we supply the Full-Capacity 50-Slide Magazines, not the truncated "short-change" 36-slide version! You can buy these genuine European Magazines for as little as \$2.25 each, with a Free Storage File Cabinet with every two magazines. You may start with a trial order at slightly higher prices but your best bet is the "Ten/Two/Fifty" Deal.

Original European Slide Magazines
"TEN-TWO-FIFTY" DEAL
 10 File Cabinets with
 2 Magazines each
 20 Magazines in all
 with 10 Free Cabinets

\$2.25
 per Magazine with Free Cabinets
Total \$45.00

Trial Order: "Five/Two/Fifty" Trial Deal, consisting of 5 File Cabinets with 2 Slide Magazines in each Cabinet, 10 Magazines in all, with 5 free Cabinets

\$2.95 per magazine. Total \$29.50

Single Two-Pack (2 Magazines in one Cabinet)

Total \$8.95

Shipping Charges: Ten/Two/Fifty Deal \$5.75
 Five/Two/Fifty Trial Deal \$4.75
 Single Two-Pack \$3.75

ANY ITEM IN THIS ISSUE COMES TO YOU ON A 15-DAY MONEY-BACK TRIAL BASIS

Twin TL Lens

Bonanza

Prices Reduced for this Special Event

135mm F3.5Schneider-Kreuznach Auto-Tele-Xenar	\$99.50
300mm F/4 Schacht Travelon w/Diaphragm Selector	\$49.95
200mm F3.5Automatic Exaktar Telephoto Lens	\$99.50
135mm F2.8Automatic Exakta Carenar Telephoto	\$49.50
35mm F2.8Automatic Exakta Carenar Wide Angle	\$49.95

Bellows System for Exakta Twin TL \$39.95

ALL ABOVE LENSES AND BELLOWS ARE FOR EXAKTA TWIN TL

Save even more with our Combination Deals:

Deal A	135mm TeleXenar and 200mm Travelon	129⁵⁰
---------------	------------------------------------	-------------------------

Deal B	135mm Carenar and 35mm Carenar	84⁵⁰
---------------	--------------------------------	------------------------

Deal C	135mm Carenar 35mm Carenar 200mm Exaktar	160⁵⁰
---------------	--	-------------------------

Bellows	if bought with any lens or combination	24⁵⁰
----------------	--	------------------------

The Prices Shown in this Issue are not retroactive
SEYMOUR'S, INC.

47 Seventh Avenue, New York, N.Y. 10011

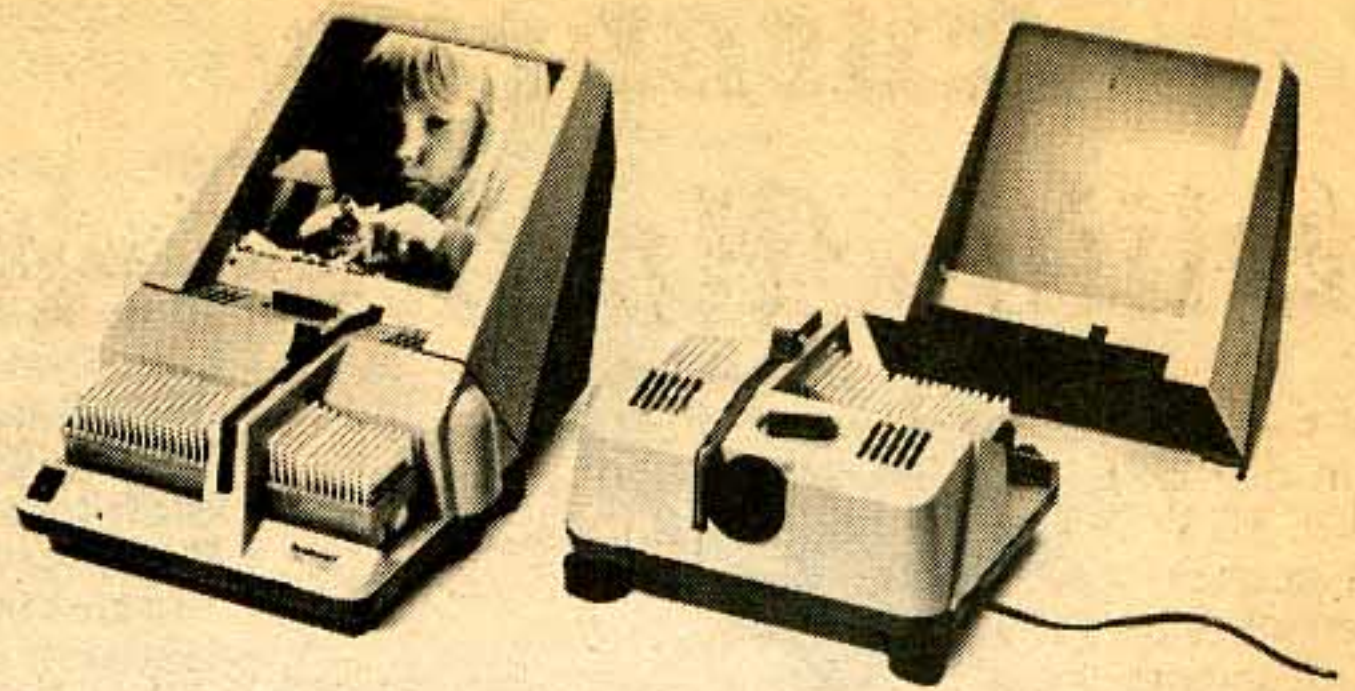
What do you get

when you cross a Slide Projector with a Daylight Projection Viewer, a Slide Sorter, a Teaching Tool and a Portable Sales Pitch Show?

The Hahnel Combi Projector, that's what you get!!!

The Hahnel (say: HAY-nell) Combi Projector is a unique Slide Machine which combines the features of a Slide Projector with the features of a Daylight Rear Projection Viewer and a Slide Sorter.

This ingenious portable device starts out as a Slide Projector. Equipped with a superb 50mm Color Corrected Projection Lens it projects your slides on a screen as wide as 40 inches. If you do not want to darken the room and want to show your slides to a small group, attach the Screen Housing and you have a Large-Screen Rear Projection Viewer with a



6 1/4 x 6 1/4 Inch Brilliant Screen. The projected image is correct (i.e. it is not a mirror image) both on your large wall screen and on the built-in Viewing Screen.

The Hahnel Combi Projector uses standard "Leitz" type magazines for 36 or 50 cardboard, plastic, or glass mounted slides.

For Slide Sorting or Selection for Showing you can move the straight-line magazine (in either direction) to the desired slide. Skip slides, project certain slides several times in your show, re-arrange the sequence: you are in total control.

If you are a teacher or a salesman you can easily carry the Hahnel Combi Projector to your classroom or your prospect's office and present your material without fuss.

Hahnel Combi Projector **\$125⁰⁰**
with 50mm Lens and Slide Magazine

The World's Fastest Color Slide Film



How Good is 3M's New Ultra Speed Film?

By now you know that I never write about a camera, a lens, an accessory, or even a film, if I haven't used it myself.

When the Sales Representative of 3M told me of the new 3M Ultra Fast ASA/ISO ONE THOUSAND Color Slide Film I told him that I do not want to carry it. "You are passing up a terrific film" he said and walked out, leaving behind a few 36-Exposure rolls.

It's not every day that I get free film. Against my better (?) judgment I used the film. Not for an important assignment, mind you, just to take some pictures of my neighbor's baby who has just started to crawl around. Normal room light, 100mm lens, F6.3. Regular E-6 Processing.

Wow! Did I change my tune! I had never seen anything like it. Beautifully exposed, sharp, color true, and, because of the small F/Stop, an amazing depth of field. How about grain?

You'd expect an ASA-1000 film to be very grainy and it is indeed grainier than my regular slide film, the ASA-25 Kodachrome but while the ASA-1000 film is 40 times as fast as the ASA-25 film it certainly isn't 40 times as grainy! It is just a little grainier and I wouldn't worry about it. It is certainly a heck of a lot less grainy than I had expected it to be.

In the meantime I took some more test shots under controlled conditions. The resolution (sharpness) turned out to be better than 65 lines per mm, better than the resolving power of most lenses! The optimum color balance is for 5500K light but the tolerance is amazing. How about the contrast? Did you expect it to be harsh and overly contrasty? Well, let me assure you that it is not harsh at all. You will love the even flow of colors like the ones mixed on the palette of an artist.

By now you will have guessed that I like this new film very much. I don't expect you to take my word for it that it is an excellent film but I advise you to try it yourself. At our low prices you may buy as few as three rolls or you may buy it in multiples of ten. Your net prices are as follows:

The World's Fastest Color Slide Film ASA/ISO 1000

3M ASA/ISO 1000 Color Slide Film		3 Rolls	5 Rolls	10 Rolls
20 Exposure	35mm Cartridge	\$16.00	\$23.00	\$44.00
36 Exposure	35mm Cartridge	\$22.00	\$34.00	\$64.00



**GERMAN OGATON
RECORDING TAPES**

- Wide Linear Response
- High Output
- Low Noise
- High Sound Resolution
- Low Distortion
- High Saturation Resistance
- Expanded Dynamic Range
- High-Impact Shell
- Five-Screw Assembly
- Precision Engineering
- German Craftmanship

**If It's Worth Recording,
It's Worth Recording
On Good Tape!**

The market is overflowing with "bargain" tapes. They come in from Hong Kong, Taiwan, Korea, and far-away places whose names nobody can pronounce or spell. I am no better than most people: I have used "bargain" tapes. Now I have to be honest: I have regretted it bitterly. Several of my irreplaceable recordings have been ruined. Well, I have learned my lesson. I'd rather cut down on the quantity of recordings but I'll never again try to save on the quality of my recording tape.

Well, I find it difficult to cut down on the quantity because I do it, let's say: semi-professionally. In my search for the right balance of cost vs. quality I have used many brands and types of tapes. Usually, the tapes that were very good for my purpose were very bad for my purse. The search went on.

Last summer an assignment took me to Germany. Although I had what I thought was an ample supply of recording tape I ran out of tape (as usual). The German recording engineer arranged for a supply of tape which turned out to be a German product. I am not going to bore you with the story of the German field trip. I'll skip to the end of the story: I fell in love with the tape. Before you say: "No accounting for tastes", try the tape yourself and see what happens to YOU!

Let's be serious. I found a tape which is excellent and, because of the rather favorable exchange rate, very reasonable. At last I found the ideal balance of cost vs. quality in a tape which I find very good for my purpose AND very good for my purse! Will YOU come to the same conclusion? I think you will, but who am I to predict your likes and dislikes? I can only suggest that you send us an order and make your own tests.

There are two types of tape and they are both available in one-hour and 1½-hour cassettes (C-60 and C-90). Type 1 is an excellent Ferric Oxide Tape and Type 2 is an even better Chromium Dioxide (CrO2) Tape. For top quality amateur recordings I recommend Ferric Oxide Tape ("Normal" Setting of your recorder). For semi-professional and professional recordings I recommend the Chromium Dioxide Tape ("CrO2" Setting of your recorder). If your recorder cannot be set for different tapes, buy the "Type 1" (Ferric Oxide) tape because it will work best in your machine.

I have often wondered who writes the ads for the "leading brands" of tapes. Some highpowered, highpriced copy writer in some highpowered, highpriced ad agency, no doubt. The ads are full of pseudotechnical jargon intended to impress the reader who does not really know what it all means. I believe that you, the prospective user, want to know what the results will be. You want to know a few basic facts such as the sound output, the noise level, the linear response, and a few basic facts about the mechanical construction of the shell. You want to know what SOUND you can get out of the tape. You don't want to get your hair blown. You don't want to get your wine glasses broken. You don't want to read baloney ads. You want facts.

You will find these facts in the separate box. If you are technically-minded, the facts will tell you quite a bit about the tape you are going to get. I wish I could demonstrate the SOUND of the tape in this little article. Obviously, that cannot be done. Again I suggest that you send us an order and LISTEN to the tape. Compare the recording to the original (if possible). If you have a halfway decent machine, you will not find any difference in sound between the source and the recording.

The most amazing part of this little report is the price of the tape. You may wonder how we can price quality tape so low. Well, it's not really so amazing. There are two reasons: I mentioned already that it comes from Germany and that the exchange rate is quite favorable which means that we get more Deutschmarks for our dollars. And — we import the tape directly from Germany. There are no middlemen, no importers, no distributors, no jobbers. In fact, there is nobody to add his little (or big) profit before the tape reaches us. Which translates into low prices TO YOU!!!

**GERMAN OGATON
RECORDING CASSETTES:**

Type 1, Ferric Oxide,	C-60, \$1.79
	C-90 \$2.29
Type 2,	
Chromium Dioxide	C-60 \$3.75
	C-90 \$5.25



**Attention Owners of
Lindenblatt KL-2
Pentax "K" and other
K-Mount Cameras**

**How would you like to use the
World's Finest Mid-Range
Lens?
You can!**

We have the original German 80mm F2.8 Tessar in Universal Screw Thread Mount and we also have the KM-42 Adapter which lets you use this lens in your camera! We offer the Tessar (while our stock lasts) at an unbelievably low price. We accept orders as long as we have lenses to fill them. No Rainchecks. No Back Orders. When they are gone they'll be just a memory (or a collector's item!)

**80mm F2.8 preset
Zeiss Tessar Lens
in Universal Thread Mount**

\$46⁵⁰

**K-Mount Adapter \$9.95
Glove-Soft Velvet-Lined
Pouch \$3.95
Shipping Charges \$3.65**

It's TIME to FRAME

your Pictures.

Did you say: "There's Nothing New"? Well, there is! Have you ever seen a Time Frame? No, I don't mean the abstraction. I am talking about a Time Frame which you can see, hold in your hand, put on your dresser, desk, or table or hang on your wall.

The "Frame" part of the Time Frame will accept a picture like any other frame and the "Time" part will tell time because it's a built-in Quartz Regulated Clock which is accurate to within less than a minute a month!

The Time Frame, with or without one of your best shots, makes a wonderful gift. Buy several for yourself and enough to go around for gifts to your favorite people.

While we cannot guarantee that they will like your shots, we do guarantee the clock for one full year! I almost forgot to mention that the frame accepts a standard print as supplied by nearly all labs, about 3½ x 5 inches.

Time Frame

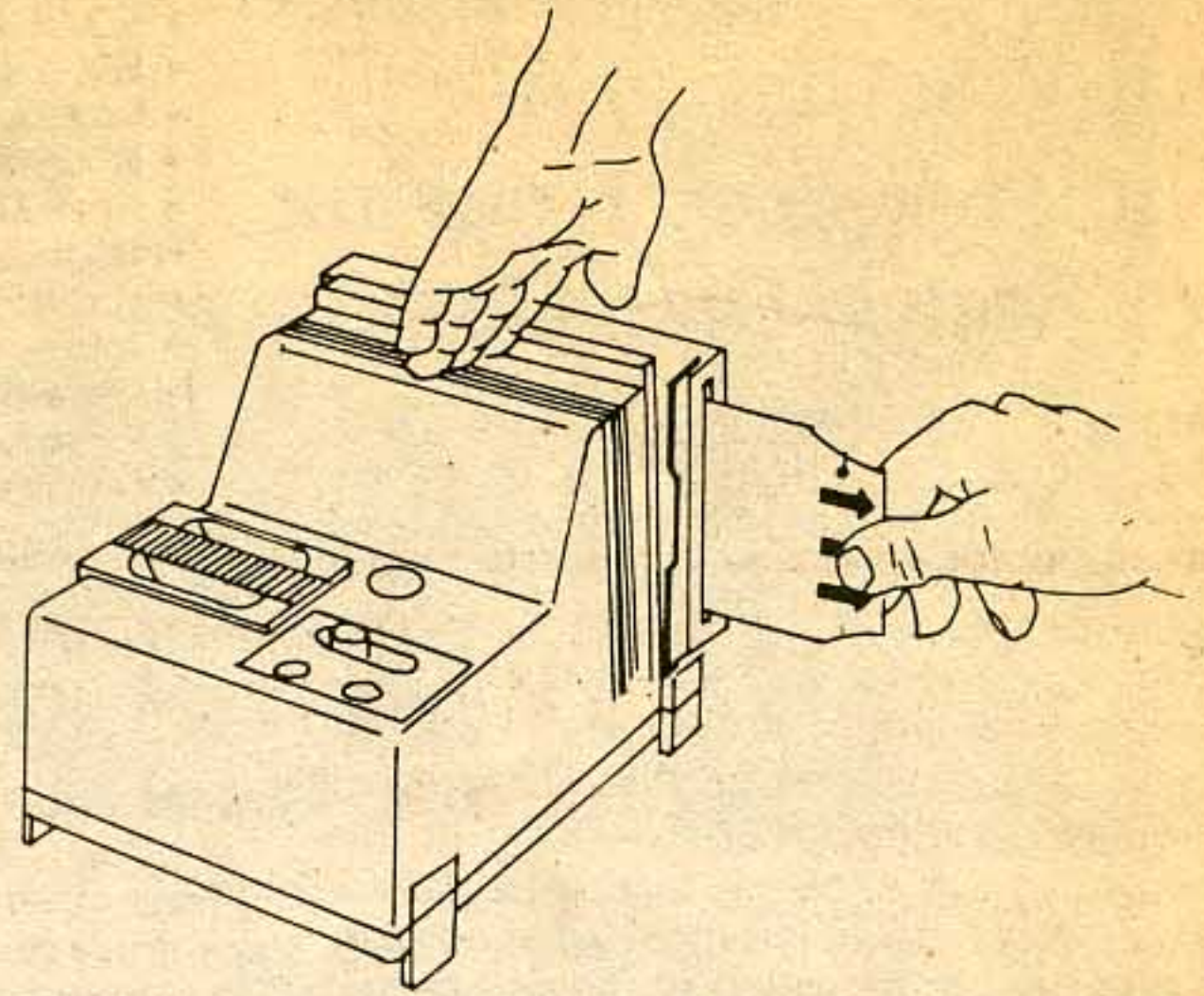
Picture Frame **\$11.90**
with Clock

Multiple Orders at even lower prices:

- 3 Time Frames \$29.95 (Save an additional \$5.75)
- 6 Time Frames \$52.95 (Save an additional \$18.45)
- 12 Time Frames \$94.95 (Save an additional \$47.85)

Shipping Charges: 1 or 2.....\$2.00 Total
Includes Insurance 3 to 6.....\$3.50 Total
7 or more.....\$4.75 Total

Hanimex Diaprint Palaroid Slide Printer



The Hanimex Diaprint is, without a doubt, the best "One-Minute" Slide Printer on the market. It makes beautiful 3¼x4¼ Polaroid Prints, both Color and Black-and-White, from your 35mm Slides.

The Hanimex Diaprint has Electronic Exposure Control. It has an automatic two-step Timer for Black-and-White and Color. It stands alone or works with the Hanimex Slide Projector.

Four AA Batteries give you up to 500 prints. The Auto-Off Feature acts as a battery miser.

Hanimex Diaprint One-Minute Slide Printer **\$129.50**

Your Gift Problems Solved!



We bring you the Cambron Chronoscribe a Combination Watch and Ballpoint Pen at an unheard-of low price. Keep a supply of them and you will never run out of pens or of watches. Buy them as gifts, too. Everybody can use a pen. Everybody can use a watch. Everybody can use a Cambron Chronoscribe!

CAMBRON Chronoscribe **6.95** + 1.25 Shipping

SPECIAL GIFT-GIVING PRICES:


- 5 Cambron Chronoscribes \$29.95 + 2.85 Shipping
- 10 Cambron Chronoscribes \$49.95 + 4.75 Shipping

You are looking at one of the World's Finest Writing Instruments, the Cambron Chronoscribe. It accepts Parker Ballpoint Refills for effortless writing. It is beautifully balanced and lets you write for hours without causing fatigue.

Did I say "hours"? Must have been thinking of a watch. Ah, yes, now I remember: the Cambron Chronoscribe has a precision watch built right into its sleek barrel! No kidding! The barrel has a window which reveals a quartz-controlled ultra-accurate watch.

The CAMBRON Water Sprite®

All-Weather and Under-Water Housing for Kodak Disc Cameras



Are you a fair-weather photographer? Do you leave your camera at home whenever there's the slightest chance of rain or snow? If you have never taken pictures on rainy or snowy days, you don't know what you are missing. Glittering reflections from the wetness make beautiful photographs. Children in their colorful raingear frolicking in the rain or in the snow! A tree with pearls of raindrops on its leaves! Reflections in a puddle! Or that most elusive of beautiful things, a rainbow against black storm clouds! If you have a Kodak Disc Camera, don't leave home without it, rain or shine!

Did I say "shine"? Well, I am thinking of a beautiful Summer day when nothing can keep you from going to the beach. How about taking your camera along? Don't worry about getting it full of sand. Don't worry about water splashing all over that precious little disc camera! Don't worry about anything unless — you forgot to bring your Water Sprite® Housing!

I kept the best for the last: The most dramatic photographs are under-water flash shots. Anything (and I mean anything!) takes on an eerie aura when taken under water. The most ordinary objects change into weirdos in the water. Pebbles, sand, water plants and sea weed, to say nothing of fish, seafood on the hoof, and, of course, people!

All this (and more!) is within your reach if you place your camera in the Water Sprite® All-Weather and Under-Water Housing. Let's take a closer look at the Water Sprite® :

1. It's watertight because it wouldn't be much good if it weren't.
2. It can be used in or out of water, with or without flash.
3. It protects your camera from water up to a depth of 16 feet.
4. It protects your camera from rain, snow, sand, dust.
5. It has loops for a neckstrap for easy carrying.
6. It doubles as a camera case.
7. The cover is secured by two quick-release stainless steel clamp fasteners.
8. The Water Sprite® is precision molded from high quality poly carbonated resin.
9. It weighs only 5 ounces!


What does all this cost you?

Well, very few people would get any benefit from the Water Sprite® if its price were in the \$300 to \$400 price range like many under-water housings for other cameras. If people could not afford it, they could not buy it. This wouldn't do anybody any good, least of all the manufacturer. So — after many discussions the manufacturer agreed to accept a price which makes it possible for us to offer the Water Sprite® at a price which enables every owner of a Kodak Disc Camera to buy one. We honestly believe that you get much more out of it than you invest in it!

The CAMBRON Water Sprite®

All-Weather
and
Under-Water
Housing
for Kodak
Disc Cameras

\$29⁹⁵



One of the World's largest and most influential newspapers, The New York Daily News, devoted valuable editorial space to the Cambron Water Sprite. Ed Peters, Camera Expert and Author of "Camera Focus" says:

I previously avoided Underwater Equipment because it was so expensive. But recently I discovered that Cambridge Camera Exchange at 13th Street and 7th Avenue (in New York) sells a Housing for the Kodak Disc 4000 (which I own). It is called "The Cambron Water Sprite" and costs \$29.95. It worked like a charm!

Mr. Peters then relates how he shot under-water scenes and goes on to tell his readers how pleased he was with the unusual results he obtained with the Cambron Water Sprite.

Even the most casual snaphooter, at times, gets the urge to take some underwater shots. As Mr. Peters points out, until now this required a considerable investment. Six-Hundred-Dollar Underwater Housings are in the "medium" price range. All this has changed:

For a ridiculously low \$29.95 you can transform your Kodak Disc 4000 into an Underwater Camera.

Most people seem to equate underwater photography with the ocean, great depths, and the discovery of new aquatic species of the lower depths. That's not what we are talking about at all! We are talking about fun photography. We are talking about underwater shots in the swimming pool, in shallow depths of vacation lakes or in trout streams. That's what we are talking about!

Never one to recommend a piece of equipment without using it, I have had excellent results with the Water Sprite. In addition to underwater shots I have used it in the rain with surprising results. If the Editor gives me a few spare inches of space, I will print one or two shots which should give you an idea what Water Sprite shots look like.

Did I hear you say that you don't have a Kodak Disc 4000? Let me offer you a wonderful combination deal:


KODAK DISC 4000 Camera

- Automatic built-in flash
- Flash recycles in 1 1/3 seconds
- Motorized film advance
- Full Five-Year Warranty *


PLUS:

The Cambron Water Sprite
Complete AQUACAM
Underwater Outfit

\$74⁹⁵



Cambridge brings you the
 revolutionary Automatic
Cambron
Kangaroo
 Electronic Flash System
 "Studio Lighting in a
 Portable Strobe Light"



Again Available Kiev 4 with Lightmeter

- Precise Wide-Base Rangefinder
- 50mm F/2 Anti-Reflection Coated Jupiter Lens
- Interchangeable Rangefinder-Coupled Bayonet-Mounted Lenses
- Built-in Ultra Sensitive Selenium Lightmeter
- Flash Synchronization
- Metal Focal Plane Shutter from 1/1000 sec.. to 1/2 second
- Delayed-Action Shutter Release
- All-Metal Body

Kiev 4 Camera with F/2 Jupiter Lens with Built-in Lightmeter
 incredibly low priced at only **\$149⁵⁰**

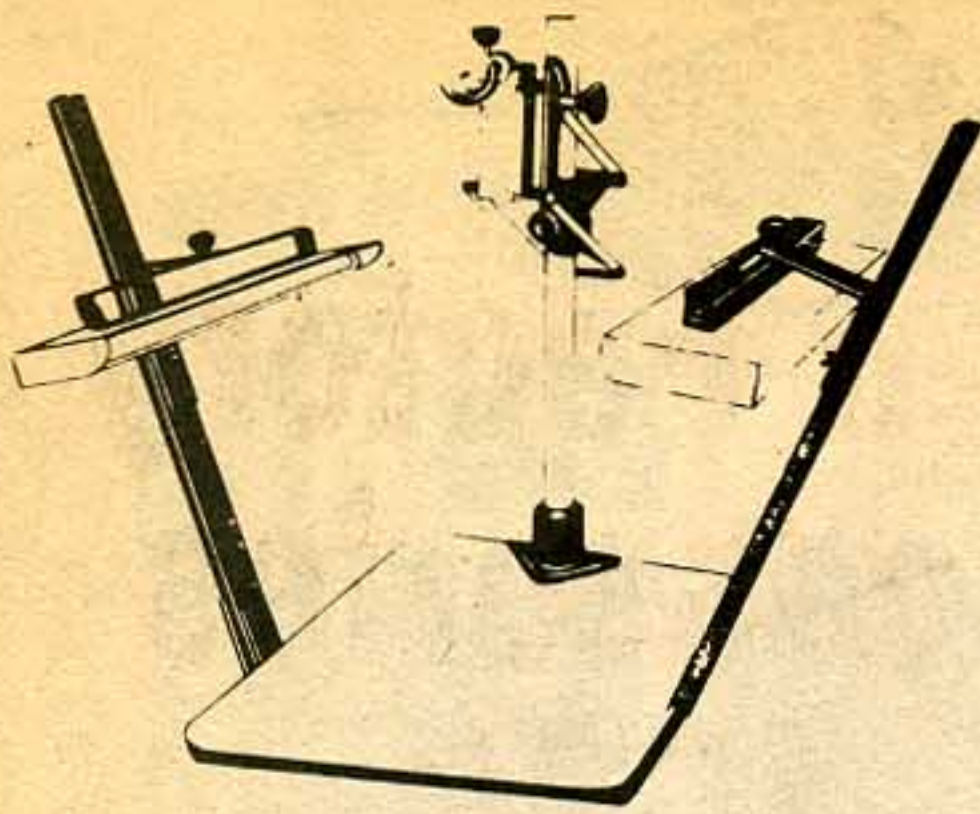
Genuine Leather Carrying Case (an exact copy of the original!) Super Deluxe Style. If purchased at the same time as the camera, only \$14.75.
 (If purchased separately, \$29.50 plus \$3.45 Shipping Charges).

Front Lighting comes from a detachable self-contained small strobe unit which can also be used independently of the main unit. Controlled Lighting is provided by the Bounce/Swivel Head which moves in an arc up and down, all the way to straight up, and swivels 330 degrees. The Main Unit comes with Telephoto Light Concentrator and Wide Angle Light Spreader Lenses. This system comfortably accommodates the light angles required for lenses from 21mm Extreme Wide Angle to 200mm Telephoto.

It is not possible to describe (or even mention) all the features of this remarkable Electronic Portable Studio Lighting System in a small ad, features such as the cordless Slave Operation which triggers the Main Unit from its own small strobe unit at the camera (or from any other flash, including strobes built into a camera).

Although the Kangaroo is a complete Professional Strobe System, we have priced it at a typically low CamCam Price to make it affordable even to the most casual amateur shooter. As a special bonus we will include a Set of Six Special-Effect Color Filters, a PC Cord, and a Pouch (naturally!)

Cambron
 Kangaroo Strobe
 System, complete
 only **99⁵⁰**



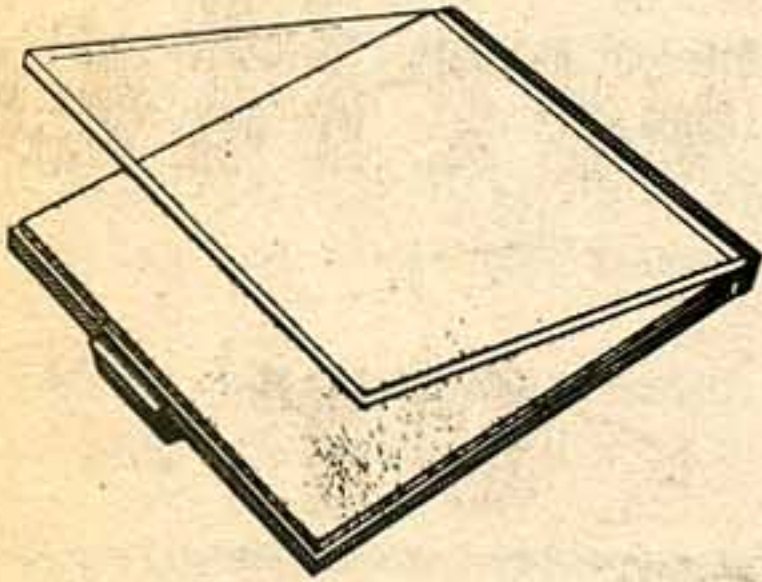
Save \$25.00 on Combination "Daylights" and deLuxe Copy Stand

Until now it was not possible to use Daylight Color Film with Copy Lights. From now on you can use the same Daylight Color Film for all your Outdoor Shots, all your Strobe-light Shots, and all your Copying and Close-Up Work! These new Fluorescent Copy Lights are perfectly matched to your Daylight Color Film. Their Color Temperature is exactly 5500 Degrees Kelvin!

The Unit consists of two special movable and adjustable Reflectors and two Special Fluorescent Tubes. The Tubes are 18 inches long and provide an even, balanced light for originals up to 14" square. The Unit fastens to the underside of a wood baseboard. (The Copy Stand and the Baseboard are not included in the price of the lights. See below.)

Daylight Copy Lights, complete, only \$129.50
The Lights are shown on our Pantomax Copy Stand with Pantograph Camera Suspension, CamCam Priced at only \$69.00

SPECIAL COMBINATION: Pantomax Copy Stand AND Daylight Copy Lights, BOTH for only \$174.50




NEW! "Proof-Ease" Combination Proofing Frame and Borderless Easel

"Proof-Ease" accepts negatives in any combination up to 8½" x 11" Negative Holder Sheets (the ones that fit into a 3-Ring Binder). That's why it's wider and higher than other proofers.

"Proof-Ease" can also be used as an Enlarging Easel for Borderless Prints.

- Heavy Duty Beveled-Edge Glass
- Thick Foam Cushion for Perfect Contact
- All-Steel Base
- Rubber Bumpers
- Positive Top Locking Mechanism
- Quality Construction

Proof-Ease Proofing Frame only \$29.50



Pantomax Copy Stand

The new Pantomax is a Copy Stand which employs the Pantograph Camera Suspension Principle. This permits quick "last-second" height adjustments without moving the Suspension Arm at the Upright.


- Two 1½" Diameter 19" Long Chrome Posts
- 38" Full Height
- Suspension Arm Travels Entire Length
- Sturdy 16" x 22" Baseboard
- Lateral Bracket for Precise Centering
- Precision Engineering

Pantomax Copy Stand, less light fixtures, Excellent Value, only \$69.50

Light Fixtures (2), "Maxilite", for use with Reflector Type Bulbs (bulbs not included)

CamCam Priced at only \$44.50

SPECIAL COMBINATION PRICE! Buy both items at the same time and save even more: Combination Pantomax and Maxillites \$99.75

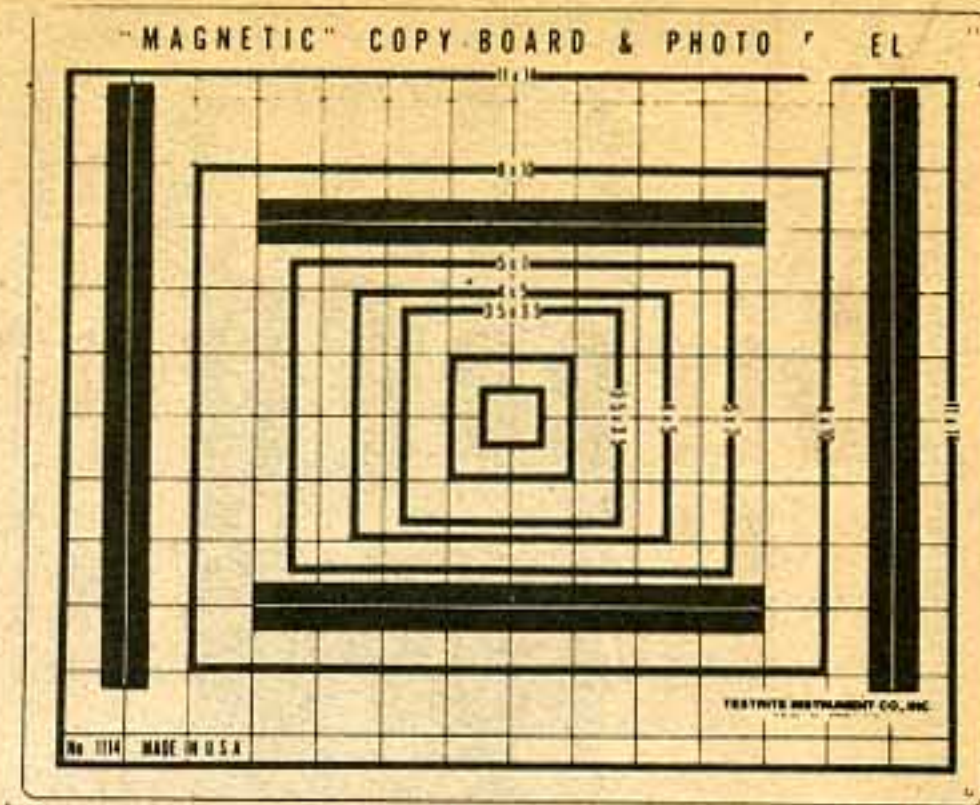


Super Pantomax Copy Stand

The Super Pantomax follows the suspension principle of the Standard Pantomax. However, it is an Extra-Heavy-Duty Unit with a Parallelogram Arm which is 3 inches longer than the one of the Standard Pantomax. The Extra Sturdy Baseboard is 19 x 23 inches.

The Super Pantomax is our best, sturdiest, and most sophisticated Copy Stand. It will accommodate all the Light Units shown, including the Maxillites and the "Daylight" Color Lights.

Super Pantomax Copy Stand, only \$99.50



Magnetic Board

If you ever copy pictures, printed sheets, or flat originals of any kind, you need our new Magnetic Board. It is the only board which does not need tacks, tape, or sticky stuff to attach the original. It comes with four magnetic hold-down strips which cling to the board where you put them and holds your original absolutely flat without damaging it. You can mount the board on a wall or lay it down on your copy stand.

The Magnetic Boards come in two sizes, both amazingly low priced. Order one and start enjoying making copies.

Magnetic Copy Board, complete with four Magnetic Hold-Down Strips,

Standard Size, 11x14 inches \$18.95
Extra Large Size, 16x20 inches \$25.95

EL Cambron Enlarging Lenses

All EL Cambron Enlarging Lenses absorb image-deteriorating Near-Infrared Rays.

4-Element Enlarging Lenses

35mm F3.5 EL Cambron.....	29.95
50mm F3.5 EL Cambron.....	24.50
75mm F3.5 EL Cambron.....	27.50
90mm F4.5 EL Cambron.....	29.95
105mm F4.5 El Cambron.....	39.95

Cambron Enlargers

Cambron Model 66 69⁵⁵
with 50/3.5 or 75/3.5

Cambron Model 69 89⁹⁵
with 105mm F4.5

EL Cambron Top Six Six-Element Enlarging Lens,

- Ultra Flat Field
- Ultra Sharp
- Non-Slip Control
- Dual F Scales
- Fast F2.8 Speed


50mm
F2.8
57⁵⁰

SEYMOUR'S, INC.

47 Seventh Avenue, New York, N.Y. 10011

Just Received: Direct from the Dresden Factory Huge Shipment of Accessories for the Exakta RTL-1000

Hot Shoe for the Exakta RTL-1000



How to use
"Hot Shoe" Strobes
with Classic and RTL Exaktas

Yes, my friends, there is a way to use the new Hot Shoe Strobes (the ones that do not have a cord) on your Classic Exakta and on your Exakta RTL-1000. This new Device has a Hot Shoe which makes contact with the strobe gun and a cord which plugs into the strobe contact of your camera. PC Fitting. A very clever reliable piece of equipment. Made in Germany, of course. Hot Shoe Adapter with PC Cord, Stock No. 1864,

\$13⁹⁵

Eyevel PentaPrism for RTL-1000

PentaPrism for the Exakta RTL-1000, brand new, Stock No. 2002,

59⁹⁵

Bayonet Flange for RTL-1000

Now available for the first time: Replacement Flange for the RTL-1000. Accommodates the Internal Automatic Release. Original German Dresden Equipment. Installs in a minute with a small screwdriver.

Original Dresden Mounting Flange for the Exakta RTL-1000,

\$29⁹⁵



Carrying Case for RTL

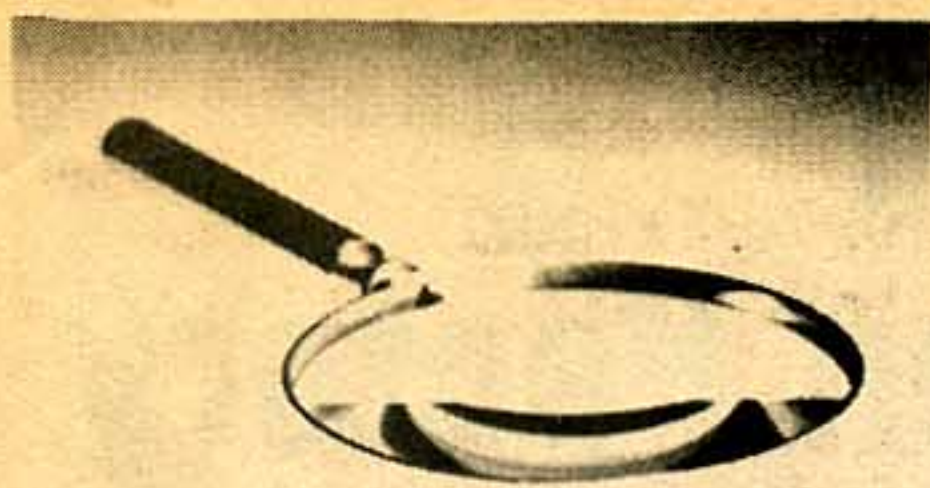
Treat your RTL-1000 to a NEW CASE!
The Dresden Factory shipped us a supply of brand new EverReady Type Camera Carrying Cases for the RTL-1000. This shipment was from an Order which we had placed in 1978. As you know, RTL Carrying Cases had not been available then. The Factory was decent enough to fill the order at the 1978 price which means that we are pricing the Case at the 1978 level. Dress up your Exakta RTL-1000 with a shiny new Case!
Carrying Case for RTL-1000, brand new, Stock No. 2019,

\$24⁵⁰

for RTL-1000

**For
other
Accessories
for RTL-1000
write
or
call**

**Our Telephone:
(212) 691-7799
We have 3 Lines:
You rarely get
a Busy Signal**



Could you use a **GOOD** Magnifying Glass?

Do I have to tell you that most magnifying "glasses" are magnifying plastics? And even if the lens itself is glass (and there is glass and glass!), the mount is sure to be plastic.

Such magnifiers can be (and are) sold to people who know very little about the optical properties of a lens. Our customers know lenses and we would consider it an insult to offer them such lowgrade magnifiers.

Our Magnifiers are different and that means better. First of all, they are real Magnifying Glasses. That means that the optical part is made of real, honest Glass. Secondly, the lenses are mounted in

metal rims, not in brittle plastic! And thirdly, and most important of all, they are optically perfect. And that means free from distortion, free from spurious reflections, and free from objectionable discolorations of the image. The image is enlarged, but not altered.

We have a very good method of testing magnifiers. It may sound silly, but we take pictures with them. Since we are dealing with a single lens (a one-element lens), we do not expect to get the same results as with, say, an apochromatic Dagor-type. But we do expect to get pictures which are free from obvious flaws. If you want to test our Magnifying Lenses, do as we do: Take a piece of black paper and cut a hole of approximately one inch diameter. Fasten this paper to the magnifier by means of adhesive tape. The hole should be in the center of the lens (like a primitive diaphragm). Since our Magnifiers have an equivalent Focal Length of about 210mm, you now have a lens with an effective aperture of approximately F/8, give or take half-a-stop. Remove the elements from the lens you have on your 4x5 view camera and use the shutter to expose your film. We have a 120 back for ours but even a Polaroid back should be good enough for the test. Focus carefully on the groundglass and take a few exposures at different shutter speeds. We did just that with our Magnifying Lenses and were amazed. Our "Private Eye" Magnifiers are really that good!

We have them in three sizes but except for the diameter, they are identical in their specifications. They are ideally suited for

testing slides or negatives for sharpness and detail, for inspecting postage stamps or coins, for reading small print and for 1001 similar (or dissimilar) applications. The huge 5" Glass (which has acquired the nickname "The Sherlock Holmes") is the most useful, but, apart from the size, the other models will serve you equally well.

To put the whole thing in a nutshell: **These are the Best Magnifying Glasses you can buy.** Direct import and the elimination of middlemen, distributors, importers, or jobbers enables us to bring them to you at these low prices. Don't let the low prices cloud your judgment. We assure you that they are Top Quality Magnifiers. Sherlock Holmes would have been proud to own one!

"Private Eye" Glass Magnifiers in Metal Rim Mount

Three-Inch Diameter \$5.95
Four-Inch Diameter \$9.95
Five-Inch Diameter \$14.95

Special: Reduced Shipping and Handling Charges on orders for "Private Eye" Magnifiers:

If you order other items at the same time, just add the regular Minimum Shipping and Handling Charges of \$4.75 to your order but do not add any additional Shipping and Handling Charges for the "Private Eye" Magnifiers.

If you order just "Private Eye" Magnifiers (and nothing else) add only \$1.95 for Shipping and Handling (instead of the regular \$4.75), regardless how many Magnifiers you order.



BiFocals for your Camera?

You know what "BiFocals" are, don't you? That's the kind of eyeglasses that give you both close-up vision and distance vision. Without switching glasses. Wouldn't it be nice to have the same thing for your camera? Stop wishing! Just send us your order for a set of "BiFocals" for your camera.

The "BiFocals" give you sharp closeups and a sharp background and it's done exactly the same way your optometrist would do it for your eyes! The lower half of the Camera BiFocals lets you focus very close while the upper part lets you focus on the background

which may be as far away as several hundred yards. Once somebody thought of this rather simple solution to a problem that seemed impossible to solve, everybody said: "Why, yes, of course. Nothing to it!" No, of course there's nothing to it, but somebody had to think of it and, luckily, somebody did!

Thinking of it is not enough. You have to make the Camera BiFocals, too. Luckily, somebody did, and we've got them.

Now let's see what the Camera BiFocals will do. They will, in one and the same picture, give you two different focusing ranges, just like the BiFocals for humans. In one and the same picture you can include something that is very close to the camera (let's say a flower-pot on a window sill) and something that is very far from the camera (let's say a mountain). The picture will show the window sill with the flowers and the distant mountain (seen through the window!) and both will be in focus. That's right, both will be in focus, even though the flowers are just a foot from the camera and the mountain is a mile away.


To make it easy to use the Camera BiFocals on many different lenses, we had them made in Standard Series VII Size. All you have to do is buy one BiFocal Set and as many mm-Adapters as you have lenses and you can use

the BiFocals on all your lenses which take Series VII Adapters. Smart, n'est-ce-pas? And it saves you money, too, because a mm-Adapter is much cheaper than another set of Camera BiFocals!

Not that the BiFocals are expensive. In fact, they are much, much cheaper than a pair of BiFocals for humans! The Camera BiFocals come in a Set. There is a Plus One and a Plus Two for the Close-Up part of the picture while the far-away "distant" part is, of course, a "plus-nothing" which will not interfere in any way with the "distant" focus. And what does all this mean? Very simply that you can get sharply focused pictures over a range of ten or twelve inches from the camera all the way to Infinity. And what does all this cost? Very little:

Set of Two Camera BiFocals, +1 and +2, Ser. VII, \$19.95 (both!). mm-Adapters, \$5.95 each (State Front Diameter of Lens, in mm)

Special: Reduced Shipping Charges. Instead of adding our regular minimum Shipping and Handling Charges (\$4.75), add only \$1.95 for Shipping and Handling to the cost of your order for Camera BiFocals. When ordering mm-Adapters, be sure to give us the front thread diameter of your lens(es) in mm, not to be confused with the focal length.



35mm F2.8 MOSLER Wide Angle

- Fits all Classic Exaktas, Exakta RTL-1000, Exakta EDX-3 (Twin-TL, see below*)
- All Elements Anti-Reflection Coated
- Smooth-Operating Click-Stop Diaphragm
- "Professional" Black Finish
- 65° Angle of Coverage
- Bridges the Gap between your "Normal" Lens and your Extreme Wide Angel Lens
- Sharp and Color-True
- Brand New

\$ 24.95

+ 2.95 Shipping

*Fits Exakta Twin TL with Adapter (\$9.95)

Seymour-Rebuilt Exaktas

Otto is busy supervising the rebuilding of fine Exaktas. Do you have your heart set on a VXIIa? a VX-1000? or any other Classic Exakta Model? Ask for a quotation on the very model you want. We'll answer promptly.

As you know, we are, at this time, the **only** Company in the United States receiving Replacement parts from the Factory. We can give you a Guarantee of Parts and Labor with any Seymour-Rebuilt Exakta, a **meaningful** Guarantee!

We want to give you the full information you need in our first answer. Please be **specific** in your request: Give us the Model of the Exakta you want to buy. One or two alternate choices will help, if the exact model is not available at the time you write. Tell us whether you want a body, a body with finder (which finder?), a body with finder and lens (which lens?). Tell us whether you have an Exakta to trade and if so, the model, the condition, the age, and so on.

We probably have what you want and we probably want what you have. Let's get together!

Professional Tripod at Amateur Price!

The new PRO-5100 Tripod is a true Professional Tripod with all the features a Professional Photographer must have, yet we offer it for less than an ordinary non-professional amateur tripod!

- Heavy Duty Support Brace
 - Large Camera Platform
 - Quick-Release Camera Mount
 - Totally Independent Locks for Tilt, Pan, and Angle
 - Gear-Driven Crank-Operated Center Pole
- Pro-5100 Professional Tripod, Stock No.1803,
low-low priced at only \$59.95 + 3.95 Shipping Charges

Published by
SEYMOUR'S INC.

Important Notice to Non-Subscribers

As usual, copies of this issue are being mailed free to a number of non-subscribers. If you have not yet subscribed, we invite you to do so now. As a subscriber you will receive **every** issue. You won't miss any special offers or announcements of new or newly available Accessories. You will be kept informed and up-to-date. The Subscription Price is \$5 a year which will be credited in full towards your first Order for \$20 or more. **The Coupon will make it easy to subscribe.**

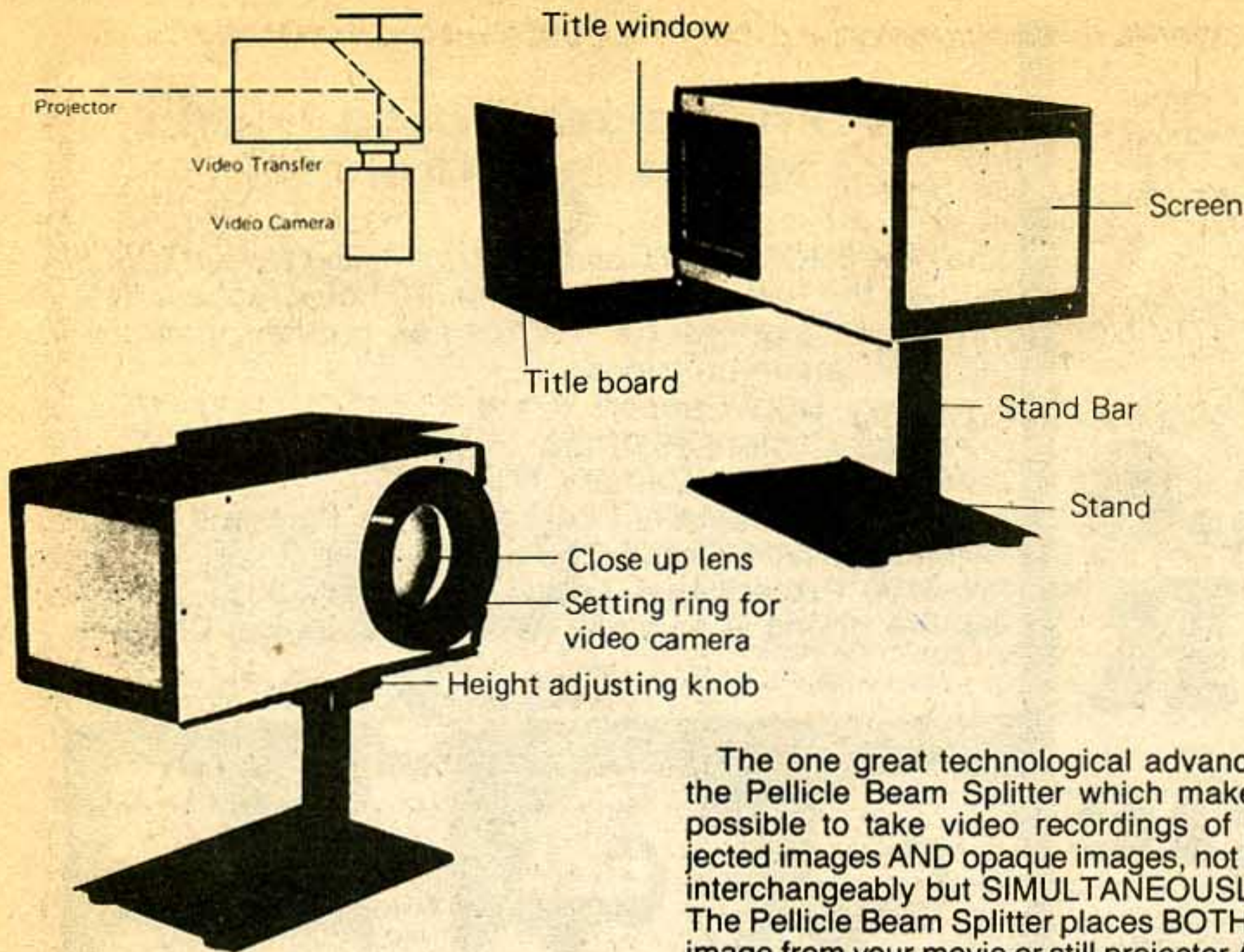
To: SEYMOUR'S, Inc.
47 Seventh Ave., New York, N.Y. 10011

Please enter my Subscription to "Exakta Equipment Information Service" (E.E.I.S.) for One Year. My Subscription Fee will be credited in full on my first Order for \$20 or more. However, I am under no obligation to purchase anything.
I enclose \$5 Check Money Order

Name:.....

Address:.....

City, State, ZIP:



The CAMBRON Video Consolidator RS-2000.

If you are like most of us, your photographic output is distributed on several different (and heretofore incompatible) systems: Your movies may be on regular 8mm, on Super Eight, on 16mm films and your stills may be on slides or paper prints. And if you are like some of us, you now have a video camera with video recorder and a color TV set. Wouldn't it be nice to consolidate all these systems into one "super" system? Wouldn't it be terrific to be able to show ALL your films and pictures on the screen of your TV set? How would you like to create shows which present your TV movies, your older films, and your slides in one uninterrupted program? Perhaps you would even like to throw in some of your old black-and-white photographs showing Uncle Joe as a baby! And to make the show truly professional, you would want to superimpose titles on your movies or stills. In short, you would like to create programs which would be as good as the professional programs you see on television with the added attraction of being yours exclusively. YOUR pictures, YOUR movies, YOUR slides, YOUR titles — YOUR SHOW!!!

Sounds like wishful thinking, doesn't it? But leave it to CAMBRON to make a dream come true. You CAN do all these things and all you need is the CAMBRON VIDEO CONSOLIDATOR RS-2000.

You may have seen video "copiers". You may have been turned off by these primitive gadgets. They certainly would not do what you wanted them to do. And they certainly would not do all the things we mentioned above. Yes, they would copy movie films, but they would not let you produce the type of show we described. You don't want an ordinary TV "copier". You want a TV Consolidator.


The one great technological advance is the Pellicle Beam Splitter which makes it possible to take video recordings of projected images AND opaque images, not only interchangeably but SIMULTANEOUSLY!!! The Pellicle Beam Splitter places BOTH the image from your movie or still projector AND the image of the title card on the video tape AT THE SAME TIME! I said "title card" but it need not be a title card. It can be a clipping from a newspaper, a headline, a picture of a sign post with the name of the locality you are showing in your film, or even another picture which you can fade in or out.

You can produce shows which are simple and straightforward and you can produce shows which are ultra modern and creative. YOU are the director, the producer, the special-effects man, the script writer, all rolled into one! Let's see what you can do!

Maybe you are interested in the innards of the CAMBRON Consolidator. You don't have to know what's inside but it's impressive: On the front of the unit there is a high-resolution translucent screen. This screen catches the image from your projector(s). The Pellicle Beam Splitter is actually a two-way optical mirror. It reflects the image at right angles first into an objective lens and then into your video camera. However, the video camera also sees the image which is BEHIND the mirror; it looks right through the mirror at the opaque picture, the title card, the newspaper clipping or what have you. It does this without losing the image which comes from the projector, thereby combining the two images. If you decide not to have anything superimposed on the projected image, the video camera just "sees" the projected image from the projector. If you decide to show ONLY the opaque title card, etc., the video camera will pick it up without the projected image from the projector. All this sounds much more complicated than it really is. Once you work (play?) with it, you will see that it all comes naturally.

We have priced the Video Consolidator low enough to enable everybody to have one. It is entirely self contained and you do not have to buy any adaptors or special gadgets. It works with any movie projector, any slide projector, with any video camera and any VCR.

CAMBRON VIDEO COORDINATOR, MODEL RS-2000, complete and ready to go, only \$149.50.



The Cambron Macro Studio

Since it is made of clear Lucite, it does not throw a shadow on your subject nor does it prevent the light from illuminating the subject, regardless whether you use daylight or artificial light. And if you have ever struggled with a copying setup to get the film plane parallel to the subject, you will appreciate the self-levelling feature of the Pocket Macro Studio.

What do you do when you want to take a macro shot?

1. You screw the PMS into your lens.
2. You place the coin, stamp or what have you on a table.
3. You place your camera with the PMS over your subject.
4. You shoot.

The Cambron Macro Studio


\$ **24**⁹⁵

State Front Thread Diameter of Your Lens



Original Ihagee German Proxette Exakta Bellows

Where can you get the Original Dresden-made Bellows? At Seymour's, that's where! Built like a Battleship, all Metal, with Genuine Leather (!) Bellows! This Original Ihagee Bellows Unit is considered an excellent buy at the published price of \$59.50. We offer it to you for just half that price: **Original Ihagee German Proxette Exakta Bellows, Stock No.1936, Seymour-Priced at an unbelievably low \$29.75 +2.45 Shipping Charges.**




Original Ihagee German Chrome Extension Tubes

This is the Top-of-the-Line DeLuxe Macro Set with Rotating Collet (to permit convenient rotation of the markings on your Lens.) Five individually machined parts. No stampings. No castings: Superb Precision. True German Craftsmanship.

At the published price of \$29.50 this deLuxe Set is considered an unusual value. Just compare the price with Tubes for the other leading SLRs. Now Seymour's lets you buy the Set at half the published price! We buy direct and sell at a low mark-up.


Original Ihagee deLuxe 5-part Chrome Extension Tube Set, Stock No.2005, Seymour-Priced at an unbelievably low \$14.75 +1.65 Shipping Charges.



Did I hear you say: "If I have the Bellows, I won't need the Tubes" ? Pardon me for contradicting you: You are wrong! Let me quote from Binno Garasu's Folio "Better Close-Ups Every Time": --The Extension of a Bellows usually starts where the Tubes leave off. Owning both Tubes and Bellows is therefore no extravagant luxury."

In other words: You need both. **COMBINATION DEAL Stock#1499: Original Ihagee Proxette Exakta Bellows PLUS Original Ihagee deLuxe Chrome Macro Extension Tubes, Special Combination Price for BOTH: \$37.50 +2.45 Shipping Charges.**

SPECIAL BONUS: We want you to get the most out of your Bellows/Tubes Combination. With every Combination Deal you may request a copy of Binno Garasu's Folio "Better Close-Ups Every Time" without charge. But you must request it at the time you order the Deal.



EMES

Exposure Meter for Electronic Strobe

When you use Electronic Strobe you have to trust the "rating" the manufacturers put on their strobes. They give you a "Guide Number" and wish you Good Luck! Even if we assume that the guide numbers are correct (and more often than not they are anything but correct) there are so many variables that change the amount of light which reaches the subject that the Guide Number can be considered just that: a "guide" but never an accurate mathematical value to give you the actual correct F-Stop.

Things get even worse if you use more than one strobe. I would say that all the calculators in the world cannot figure out the correct exposure for multiple flash sources, no matter how many "systems" they devise for doing the figuring. The only way to know, really **know**, is to measure the light that reaches the subject.

Easier said than done. You may have a very good exposure meter but the duration of the flash (say, 1/1000 sec. or less) is far too short to make it possible for your exposure meter to see it, let alone to register it. Now you have two choices: Either you throw away your strobes and use photo floods, quartz lights or other permanent studio lights or, far cheaper and more satisfactory, you use the new **Cambron EMES Exposure Meter for Electronic Strobe**.

Without going into lengthy technical details (which would be of interest solely to electrical engineers) here's what the **Cambron EMES** does: It measures the actual total amount of light reaching the subject regardless whether the light comes directly from the strobe or whether it is bounced off the ceiling, the wall, the floor, or even a mirror! Regardless whether the light comes from a single strobe, two strobes, or a battery of strobes. Regardless how the light is mixed from

direct light and bouncelight. And you don't need a degree from M.I.T. to use the **Cambron EMES**: You move the sliding indicator to the ASA rating of your film and place the EMES near the subject (an easel is built in) and fire the strobe setup once. The **Cambron EMES** responds by giving you, electronically, the exact F/Stop at which you set your lens. (You know, of course, that the shutter speed has no influence on the exposure derived from strobe flashes).

To make it even more convenient to obtain the correct exposure reading without walking back to the camera to fire the strobe, you can do the lightmetering and firing from the position of the subject. A Remote Triggering Assembly Device is available as an optional accessory. One end of this unit plugs into the EMES meter. The other end plugs into your strobe with a PC fitting. When you slide the switch on the EMES meter to "ON", the strobe fires and the EMES meter displays the locked-in reading for the correct F-Stop. The connecting cord is more than four yards long and you may be concerned about a time lag in firing. Don't worry: the Remote Triggering Device takes care of this. It has a built-in booster which permits carrying the electric load at a low voltage and boosting it back to full load to assure accurate measurement of the total light.

The **Cambron EMES** is the Life Insurance for your Strobe Shots. It guarantees perfectly exposed strobe shots under all conditions. **Cambron EMES Exposure Meter for Electronic Strobe, complete with Heavy Duty 9V Battery, Folding Easel, and Fitted Case, only \$69.95**

Remote Triggering Assembly Device, \$14.95 (Special: if bought at the same time as the basic EMES, only \$7.50)

WHAT is a Semi Fish Eye?



And it costs you only a small fraction of the price of a fisheye lens because you have already one half of the optical system: your own regular lens. It attaches to the front of your lens by means of an adaptor which must match the front thread of your lens. Be sure to mention the front thread diameter of your lens when you order the adapter. Do not confuse the mm size of the front thread with the focal length of your lens (which is usually also expressed in mm.)

No, it's not the eye of a semi-fish. It's an optical front converter which makes an ultra wide angle lens out of your normal 50mm lens. It converts your lens into a 21mm Extreme Wide Angle Lens. As you know, a "normal" lens covers an angle of about 45 degrees. When you attach the Cambron "Super Wide Semi Fish Eye" to such a lens, you cover about 100 degrees!

In spite of its silly name, the Cambron Semi Fish Eye is a serious optical instrument. It gives you a w-i-d-e angle whenever you want to cover a very wide expanse. But that is only a small part of the capabilities of this lens. I wish I could show you the type of pictures I have been taking with it. One shot shows

a fancy foreign car, taken at VERY close range. The rear end of the car fills almost the entire frame and the front of the car seems to be many yards away. It elongated the car by a factor of three or more and the result is a striking picture of a "dream" car. In fact the whole picture looks like a dream (or nightmare, if you are not a car bug!)

I can't go into all the details but I want to show you that the Cambron Semi Fish Eye is much more than a wide angle lens. It is a creative tool whose possibilities are virtually limitless.

CAMBRON SUPER WIDER SEMI FISH EYE AUX. W.A. LENS

79⁹⁵

Lens Adapter (state diameter in mm) \$6.95

Our Low Priced Binoculars Are Not Cheap Binoculars

Don't let our low-low prices cloud your judgment! If somebody tries to tell you that good prismatic binoculars cannot be sold at low prices, don't believe him! If there are too many "steps" between the manufacturer and the retail buyer, the final selling price is high. The exporter, the importer, the wholesaler, the jobber, and the distributor — all want to make a living. At your expense, of course. Cambron Binoculars come to us directly from the prime source. The in-betweens have been out-betweened. And since there are no in-betweens, there are no in-between profits. And that's the reason why we can bring you quality binoculars at unbelievably low prices.

Cambron Binoculars are prismatic binoculars. Lenses and prisms are Camcoated for maximum light transmission and meticulously collimated, checked and tested. They render a color-true, clear, sharp image revealing the most minute detail of a distant subject. Unlike customers who buy the glasses in our store, mail order customers cannot see the high quality before they buy them. For this reason we are putting our money on the line: If you buy any Cambron Glass from us by mail or phone, you are under no obligation to keep it unless you are 100 percent convinced that you have received an excellent glass at an unbelievably low price. If you are not delighted with the glass, we want you to put it right back into the carton in which it came and return it to us. We will promptly refund your purchase price and ask no questions. You, and you alone, are the judge.

7x35 CAMBRON Sport Glass.....	\$29.50
7x50 CAMBRON Nature Watcher.....	\$44.25
8x20 CAMBRON Compact Glass.....	\$69.50
8x30 CAMBRON Weitfeld.....	\$89.50
10x50 CAMBRON Artillery Glass.....	\$49.50
20x50 CAMBRON Super Distance Glass.....	\$69.50



For EDX and the Classic Exakta

SAVE
↓
a small
↓
fortune

↓
LENS SALE

We were able to purchase a large quantity of Lenses for the Exakta at very attractive prices. These lenses come from the two leading Independent Lens Manufacturers, Vivitar and Soligor. We have them for the Classic Exakta and the Exakta EDX but not for the Twin TL.

We offer them at prices which are far below the market value and invite you to compare our prices. Orders will be filled as long as our supply lasts. Alternate choices will be helpful.

24mm F2.8 Soligor.....\$119.50
135mm F2.8 Soligor.....\$ 89.95
300mm F5.5 Soligor.....\$139.95

35mm F2.5 Vivitar.....\$ 89.50
135mm F2.5 Vivitar.....\$ 99.50
200mm F3.5 Vivitar.....\$119.50

Glove-Soft Velvet-Lined Pouch, each \$6.95. Shipping Charges, \$3.45 for first Lens, plus 90¢ each additional Lens.

Special Combination "Deal"

Buy first Lens at price shown above; deduct 10% from price of second, third, etc., Lens. (Highest priced Lens is considered "first" Lens).

Please remember: First Come, First Served.

We want your old Exaktas

We will take them in Trade on
ANY BRAND
of Photographic Equipment

The glowing articles in recent issues of *Popular Photography Magazine* and other photographic magazines have newly sparked the interest in the Exakta.

We are getting orders for new and used Exaktas from the four corners of the world. That's fine with us — no complaints. However, our supply of used Exaktas and used Exakta Lenses and used Exakta Equipment depends on the trade-ins which we receive from our customers.

Sometimes we wish we could send a purchase order to the factory calling for One Thousand Used Exaktas, Assorted. Unfortunately, we can't do that. All our used cameras must come from trade-ins.

In order to get more used Exaktas we will now accept them in trade on virtually anything photographic. If you want to buy ANY BRAND of camera, lens, enlarger, projector, etc., and if you have Exakta Equipment to trade, contact us and request a tentative exchange quotation. You will be amazed how much your Exakta Equipment will bring you, even if other camera dealers had turned it down as "worthless".

We want to level with you: We certainly would prefer to supply a new Exakta EDX-2 or EDX-3 in exchange for your used Exakta Equipment but we realize that customers may want to switch from one brand to another. We want your used Exakta Equipment so badly that we will take it in trade on ANY BRAND of Photo Equipment.

Send Coupon to: SEYMOUR'S, INC.
47 Seventh Avenue, New York, N.Y. 10011

I want to trade the following Exakta Equipment:


I want to trade the above on the following Equipment:

Please give me your best Exchange Price.

Name: _____

Address: _____

City/State/Zip: _____



Jaws III

Unlike its brothers (sisters?) Jaws I and Jaws II, our **JAWS III** is as gentle as it is strong! It locks firmly onto anything, without marring it. Anything? Yes, anything, of any shape, flat, round, or irregular. The jaws hold on to a thin board or to a thick one, up to two inches thick. They hold on to a water pipe, to a park bench, to a car window, to a table, a chair, ...anything!

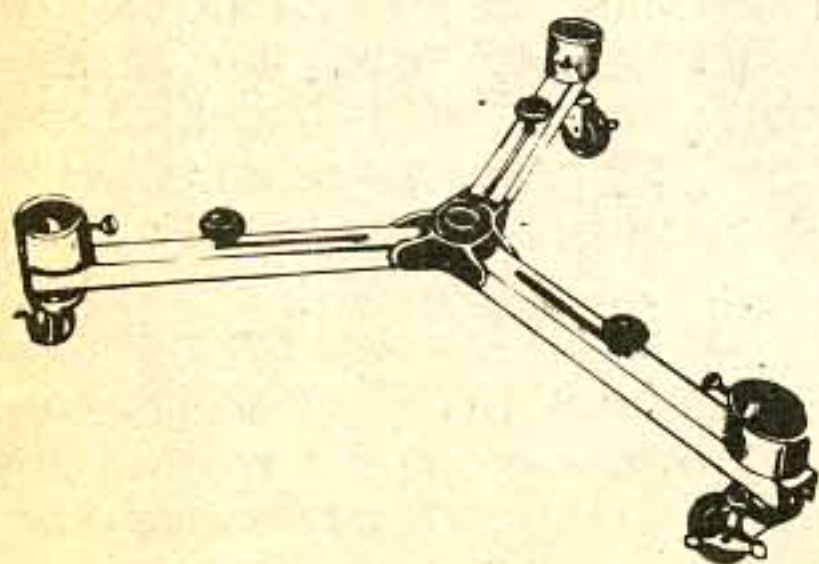
JAWS III is made of metal (not of brittle plastic!) and JAW's jaws are covered with rubber, hence the **gentle** bite. The extra-heavy-duty coil spring will never lose its gripping power, not even after years of constant daily use.

Securely attached to the top of **JAWS III** is a heavy-duty spring-loaded Accessory Shoe which **tilts** through an arc of 190 degrees and rotates through 360 degrees. **JAWS III** will take any Flash or strobe Unit. It is especially useful for remote slave-controlled Strobe Units but will work just as well with Strobe Units, off camera, which are fired directly from the camera through a connecting cord.

With the optional Quarter/Twenty Holder **JAWS III** will also hold small cameras or any photographic item which can be attached to a standard 1/4" Tripod-type Srew.

JAWS III is a neat little accessory which takes up very little room in your gadget bag and may (will!) save many shots which would not have been possible without it. And it's very affordable:

JAWS III Grip Holder\$12.95
Optional: 1/4" Threaded Holder\$3.85




Roll-Ease Tripod Dolly

Our new Roll-Ease Tripod Dolly accommodates all Tripods with round or channel legs. Legs are held in metal cups, fastened securely by Wing Screws. Two-inch Ball Bearing Casters with Toe-Lock Brakes. Dolly folds for storage and portability. Ideal for Video use, too. Diameter adjusts from 23" to 35" to accommodate the base triangle of any tripod, large or small.

ROLL-EASE Tripod Dolly,
a low priced Quality Product for only \$49.95

READ

what they say
about the



Cambron Mono Zoom

**10x to 20x Telephoto
Zoom Monocular
7 Multi Coated Elements**

Herbert Keppler, Publisher of *Modern Photography Magazine*, devoted an entire article to the **CAMBRON MONO ZOOM**. With his kind permission we reprint excerpts from the article. Limited space makes it impossible to reprint the article in its entirety but you can read the whole article on Pages 74 and 75 of the October 1980 Issue of *Modern Photography*. Keppler says:

Does a 500 to 1000mm or more zoom lens you can fit in an average gadget bag tickle your interest a bit?...No, 'tis no Keppler pipe dream but a zoom monocular (half a binocular) which treads onto the front of your camera's normal lens and gives you results equivalent in magnification to a 500-1000mm zoom lens.

...I learned that this particular modern monocular had a magnification range to boggle the mind -10X to 20X-and had been designed to serve equally well as a compact visual telescope and a camera attachment...I snooped on many a subject who didn't dream that I was taking close-ups of him/her, from about a quarter mile or so away (see photos). The monocular is equally usable for animal photography, and its ability to close focus to

10 ft. allows you to really zero in on a bird. ...To attach it to the front of your camera lens, you use an adapter...Cleverly, the designers have made the eyepiece barrel of rubberish material which minimizes the possibility of causing damage to the lens...A front eyepiece ring controls zooming from 10X to 20X. The front of the Monocular has a focusing ring marked in meters and feet.

...you might get it into your head to stretch things further by using a longer-focal-length normal lens. Can you? Sure. A 100mm camera lens, for instance, gives you a 1000mm to 2000mm equivalent... How does the MonoZoom compare with a regular 1000mm focal-length lens? The Mono Zoom is remarkably good for the price and convenience but the 1000mm lens (which probably costs ten times as much) is very definitely superior. Ten times as superior? Well....

And when you tire of poking your lens here and there, you'll find the Mono Zoom an excellent 10-20 X 60mm compact telescope. More fun than a 1000mm lens? I can tell you.

All the above is from Mr. Keppler's article, word for word! We are very proud of the very enthusiastic evaluation of the CAMBRON Mono Zoom. There is little left for us to add. Mr. Keppler has said it all, more beautifully and more complete than we could have said it.

CAMBRON MonoZoom 10X to 20X Dual Purpose Monocular/Telephoto, only \$89.95. Lens Adapter (please give Diameter of your Normal Lens) only \$6.95. Protective Case included.

I am the Immaculator and I want to make one thing perfectly clear: Your Chemical Solution!

Most darkroom failures can be traced to impure chemical solutions. Foreign particles, grit, fine pieces of sand, even large dust particles can be the enemy of your sensitized material, to say nothing of small (and not-so-small) lumps of undissolved chemicals and sediments.

A small investment will buy insurance against unevenly developed films, spots on enlargements and other frustrating darkroom disasters. The same small investment will also help prevent your chemical solutions from prematurely deteriorating.

The Immaculator is a Combination Funnel and Filter. It filters, refines and purifies your solutions as it funnels them. It is made of Rigid,

Chemically-Inert Plastic and fitted with a Triple-Zero Filtering Mesh, guaranteed to filter out the tiniest impurities.

The Height of the Immaculator is 42mm (1-9/16")

The Rim has a Diameter of 74mm (2-15/16")

The Funnel Exit is 28mm (1-5/16")

The Funnel Opening is 37mm (1-7/16")

**THE IMMACULATOR
Combination Funnel &
Triple-Zero Mesh Filter**

4.95

To avoid cross-polluting solutions, buy a Set of Three Immaculators. Special Price, only \$9.90. That's 3 for the price of two!

An Updated Version of an Interesting Column.

An Updated Version of an Interesting Column.

Most of our friends and customers will remember the column "Thinking Out Loud" which appeared "at random intervals" in The Exakta News and E.E.I.S. from around 1950 to 1979. These columns were written by our founder, known to everybody as Mr. Exakta, Earl Seymour.

As food for thought we are updating a column which appeared in the August, 1978 issue of E.E.I.S. At the time it was written, Gold Bullion had just reached the \$200.00 mark. Today (that is as we are updating the old column) Gold hovers around \$400.00 an ounce.

Apart from adjusted figures, the column is reprinted exactly as it appeared in 1978. You will find it twice as true today as it was then!

Thinking out loud... A Column, appearing at random intervals.

The other day we moved some old papers from one storage room to another. There was a Price List of Exakta Equipment from the Year 1958, and several copies of "Seymour's Exakta News" of the same year. The List Price of the Exakta was shown in the Official Factory List at \$399.50. This included the semi-automatic F/2 Biotar. We advertised the camera in The Exakta News for \$269.50 plus \$9.95 for the case.

I did a little "research" and found that in 1958 an ounce of gold sold for thirty dollars. To buy an Exakta from Seymour's you had to plunk down the equivalent of slightly less than ten ounces of gold.

It didn't take much researching to find that today (that is at the time we are updating this column) an ounce of Gold sells for about \$400.00. It took even less research to find that we (Seymour's) are selling the new EDX-3 with F1.7 Lens for \$259.50 + 16.95 for the Case. Even if you add a few filters, a gadget bag, and some minor accessories, it takes you less than the equivalent of 2/3 (two-thirds) of an ounce of Gold to obtain the Exakta EDX-3. Now, if you start comparing, this situation becomes even more amazing. In 1958, your ten ounces of gold bought a camera without any kind of lightmetering, a semi-automatic (i.e. cocking type) lens with a speed of only F/2. Today, your two-thirds of an ounce buys a modern camera with highly sophisticated electronic lightmeter System, a fully automatic superior lens with a speed of F1.7, coupled to the Wide-Open Metering System!

I looked at my figures from all angles. How could it be possible that today, when everything costs so much, a vastly superior camera of much greater actual value costs, in actual purchasing power, only a fraction of the price of a much simpler, primitive camera 25 years ago? Was there a mathematical error in my figures? I kept figuring, first one way, then another, and then a third way and always came up with the same results:

The better, greatly improved and more valuable camera costs today:

- 1) only one-fifteenth
 - b) only 7.5 per cent
 - c) 92.5 per cent less
- than the old model 25 years ago. Makes you wonder...

I hope you haven't missed the news about

Lindy*

If you did, go back to

Page 9

***The Lindenblatt KL-2 Camera**


Service Package #1, still only \$39.50

Our **Service Package #1** consists of cleaning-out the old caked-up hardened Lubricant, re-lubricating the Shutter Mechanism and Film Transport Gearing, Checking Fast and Slow Shutter Speeds, Checking Synchronization and Checking Focus. It includes minor adjustments but does not include repair or replacement of parts.

Let us take care of your Exakta and it will take care of you. The cost of our Service Package #1 is an amazingly low \$39.50 plus \$3.95 Return Shipping Charges. (New York State Residents, please add Sales Tax.) **Send your Camera directly to:**

SEYMOUR'S INC., Service Department, 47 Seventh Avenue, New York, N.Y. 10011.





Could You Do With A Little Extra Sparkle In Your Enlargements?

Have you looked at your enlargements lately? Are they as good as the beautiful prints you see at exhibitions? Do they qualify for Blue Ribbons or at least for an "Honorable Mention"?

Nearly everybody knows that you need a very good lens to take very good pictures. But when it comes to enlarging lenses these same people (who are very finicky when it comes to selecting a new lens for their camera) buy the cheapest Enlarging Lens they can lay their hands on, because "an enlarging lens is an enlarging lens." Nothing could be further from the truth. While many top professionals are convinced that the quality of the enlarging lens is more important than the quality of the taking lens, we don't go quite that far. But we do say that the quality of the enlarging lens is at least as important as the quality of the taking lens. No matter how good the original shot, the enlargement will be only as good as the enlarging lens (or as bad!)

You don't want a lecture on the optical theory behind enlarging lenses. You don't want to read a lot of fancy words or mathematical formulas. We'll just tell it to you in plain English: Making an enlargement is the same as taking a photograph but the ratios are inverted: the ORIGINAL is small and the IMAGE is large. It would be an oversimplification to say that an enlarging lens should be "reversed in

the mount" but a good enlarging must be designed as an enlarging lens from the ground up. And a good enlarging lens must be a good lens or it will not render good enlargements, no matter how good the negative.

One of the indications of the quality of an enlarging lens is the number of elements. True, you can make an enlarging lens with three elements. It will be as good as a three-element lens but no better. Many enlarging lenses are designed around four elements, an adequate number of elements. The result: an "adequate" lens, good enough for the average amateur. But for a superb enlarging lens you need more elements to counteract the optical faults which are inherent in all photographic lenses. That brings us back to the EI Cambron XQ Enlarging Lens.

The EI Cambron XQ (X-hibition Quality) Enlarging Lens has six elements. All known optical faults have been corrected. A special antireflection coating eliminates the last vestiges of internal reflection. In an enlarging lens this is of even greater importance than in a taking lens because we are dealing with large quantities of strong light from the enlarging light. Six elements make it possible to kill the curvature of the image: a flat field renders an undistorted enlargement and, what is even more important, assures sharpness all the way to the very corners.

Summing up, here are the features of the EI Cambron XQ 50mm F2.8 Six-Element Exhibition Quality Enlarging Lens:

- Six Optical Elements
- Ultra Flat Field
- Non-Reflection Coating
- Dual F/Stop Scales
- Non-Slip Control Ring
- Fast F2.8 Lens Speed
- Cambron Quality throughout

50mm F2.8 EI Cambron XQ Six-Element Enlarging Lens

\$57⁵⁰

seymour's INC.

47 Seventh Ave., New York, N.Y. 10011

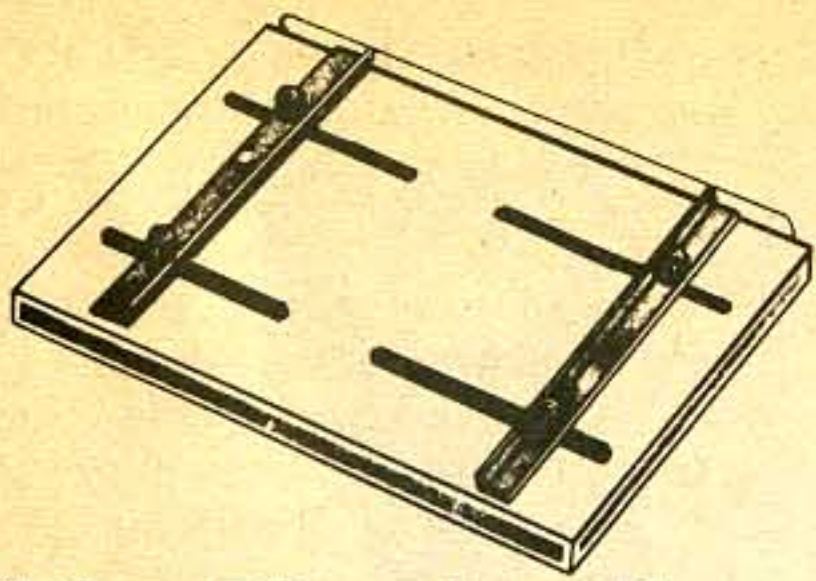
"Jumbo-Slide" 35mm Slide Enlarger

Enlarge your slides to full 120 size! Make enlarged Color Transparencies, Color Negatives, Black-and-White Negatives, or Black-and-White Transparencies! The Jumbo-Slide gives you eight 2"x3" Negatives or Positives per Roll of 120 Film. The Jumbo-Slide 35mm Slide Enlarger is entirely self contained. It has its own lens! All operations can be done in broad daylight. The 120 film is then developed in the usual manner.

The designer of the Jumbo-Slide Enlarger uses a No. 2 Photoflood bulb. You can use any light source, even strobe or daylight. With a No. 2 Photoflood bulb the designer

exposes with 45 seconds with ASA 64 Black-and-White 120 Film. If you wish, you can even use filters: You simply place a filter (49mm or larger) on the metal frame which contains the diffusing screen. You can use unmounted cut slides or negatives, film strips or mounted slides. Glass mounted slides need not be unsandwiched. The Jumbo-Slide comes with complete instructions. **Jumbo-Slide 35mm Slide Enlarger, Stock No. 1978, Great Value at only \$34.50 + 2.95 Shipping Charges**






"The Phantom" Borderless Enlarging Easel

"The Phantom" is a newly developed Enlarging Easel making Borderless Enlargements up to 11" X 14". It holds the photographic paper flat without the use of adhesives, tacks, or glass!

- Aluminum Bars
- Glide Slots
- Heavy Duty Steel Base (1" thick)
- Non-Actinic Reflection-Free Finish
- Non-Skid Base
- High Quality Materials
- Assembled by Skilled Craftsmen

"The Phantom" Borderless Enlarging Easel, 11" X 14", Stock No. 2133, excellent value at only \$26.50 + 2.65 Shipping Charges.



Cambron Mirror Lens with Diaphragm

stops down from F5.6 to F16. No more overexposed, washed-out pictures when you use high speed film!

**300mm F5.6 Cambron
DiaCam Mirror Lens**

169⁵⁰

Case and Rear Sky Filter included.

Let us take care of your Exakta BEFORE it breaks down...

Take care of your Exakta and it will last almost forever. We now offer these Special Service Packages:

SERVICE PACKAGE #1: We clean the mechanism, remove the old caked-on lubricant, relubricate the gears, check the shutter speeds, check the focus, and check the synchronization, all for \$39.50 + 3.95 Return Shipping Charges.

SERVICE PACKAGE #2: We do everything listed under Package One and we supply and install a new surface-coated high-reflection mirror, we install a new lens mounting flange and, if needed, we replace the special slotted screws on the speed control dials, all for \$49.50 + 3.95 Return Shipping Charges.

SERVICE PACKAGE #3: We do everything listed under Package One and Package Two and we install new shutter curtains and bring the shutter speeds back to original factory standards, all for \$69.50 + 3.95. **Proceed as follows:** Attach a tag to the camera with your full name, address, and ZIP, mark the tag: Service Package #..., and attach your remittance. Mail the package to **SEYMOUR'S, Inc., Service Dept., 47 Seventh Ave., New York, N.Y. 10011.**

REPAIR OR SERVICE ORDER BLANK

Send this Sheet with your Equipment to: **SEYMOUR'S, Inc., Service Department,**
47 Seventh Avenue, New York, N.Y. 10011

Please hand print or type:

Name: _____

Address: _____

City/State: _____

ZIP: _____

DATE _____

Do not write in this Box.
For Department Use Only

We prefer to ship by UPS. Please give **Street Address** whenever possible. UPS cannot ship to a Post Office Box.

Equipment being sent:

CAMERA: Make: _____ Model: _____ Serial No.: _____

LENS: Make: _____ F/ _____ Focal Length: _____ Serial No.: _____

SERVICE WANTED: Service Package #1 Service Package #2 Service Package #3

REPAIRS WANTED: (Please be **specific**, but **brief**)

Please note: If you order one of the Service Packages, attach your remittance, including Return Shipping Charges. If your Equipment needs Repairs, we will send you an Estimate.

SEYMOUR'S, INC.
Service Department

50mm F2.8 German Travenar Lens High Resolution Tessar Formula

**One of the sharpest
Macro Lenses ever!**



Flat Field

Suppose somebody offered you one of the finest German lenses, made by one of the most highly respected German Lensmakers at a "close-out" price, what would you do? Grab it as fast as you could before the mob beats you to it, right? Well, here's your chance to do just that!

A German camera manufacturer gave Schacht an order for their famous Travenar 50mm F2.8 Lenses in a special mount to fit his (the manufacturer's) cameras. However, the manufacturer changed the design of the camera and the lenses became "surplus." Schacht had started making the lenses before they got the STOP order. Schacht decided that it did not pay for them to re-work the lensmounts to fit the changed camera design. And who do you think bought the lenses? I'll give you just one guess!

We tested the lenses for close-up (macro) work with magnifications beyond full life size on the film. The resolution was staggering: wire sharp. Small details could be blown up to a final enlargement of 20 times linear which is equal to 400 times in area!!

The lens has a precise helical focusing mount which was designed to focus from Infinity to 13 inches. We used it with a set of Extension Tubes and were able to obtain a magnification of 1.4 times life size on the film!!! The wide diaphragm range from F2.8 to F/22 was a great help when we took these amazing macro shots.

The Travenar has a 42mm ("Universal") Mounting Thread and will fit directly into Standard Screw Thread Extension Tubes, Bellows Units, etc. This thread is also known as the M-42 Thread or "Pentax" Thread: If you want to use it directly in a camera which takes standard screw thread lenses, cut some spacing rings ("shims") out of paper or thin cardboard to bring the Infinity setting to the proper distance from the film.

As a Flat-Field Lens, the 50mm F2.8 Travenar is also exceptionally well suited as an Enlarging Lens. Most enlargers are threaded for "Leica" type threads. To use the Travenar, place a Leica Thread Adapter on the lens and you are in business. These adapters are easily obtainable. Just ask for an Adapter "Male Leica Thread to Female Pentax Thread."

If the thread were just one millimeter different in length, the lens would be a standard "Universal Thread" Lens. The tiny difference puts a small fortune in your pocket. Vive la difference!

The tiny difference (in length, NOT in diameter!) does not interfere with Macro Work or with the use of the lens as Enlarging Lens. It certainly does not interfere with the amazing optical performance of this excellent German Tessar Formula TRAVENAR LENS.

**50mm F2.8
German
Travenar Lens**

19⁹⁵

Buy the following accessories at the same time as the 50mm F2.8 Travenar and pay only the following low prices:

- Set 3 Universal Thread Macro Tubes \$9.85
- Leica Thread Adapter for Enlarger \$12.50
- T-Thread Adapter.....\$11.85
- T-Mount, Bayonet (Specify Camera) (requires above T-Thread Adapter) \$14.95

SAVE EVEN MORE:

Pay for 12 Travenars and get a Baker's Dozen (13 Lenses). This means: One Lens Free with every 12 you buy.

Or: Buy 6 and pay half price for the seventh Lens.

Stock up on these Lenses! You will never see another buy like this. Don't wait! Once they are gone there won't be any more. First come, first served. No Rain Checks, no Back Orders.



VIVITAR MACRO STAGE Special Purchase

If you take close-ups (and who doesn't?) you always wanted a Close-Up Stage but didn't feel like shelling out the sixty or seventy dollars for a good one. Here is your chance to get one of the very best (perhaps the best) Macro Stages, the Vivitar Macro Platform.

All-Metal Construction (no cheap plastics used!) with five (not just 3 or four!) chrome "feet" to place the stage on a flat surface. Has 90 degree offset support threaded for any standard 1/4-20 tripod or C-Clamp. The diameter of the stage is an unbelievable 76mm (3 inches). The stage itself not only rotates 360 degrees but is removable from the cast-metal frame. It can be locked in any rotational position. There are two interchangeable 76mm (3") inserts: one opaque metal insert which is finished in neutral grey for all top (or front) lighted subjects and one acrylic diffusion disk for all bottom (or rear) lighted subjects. There are also two removable microscope type clamps to hold down flat items of any kind.

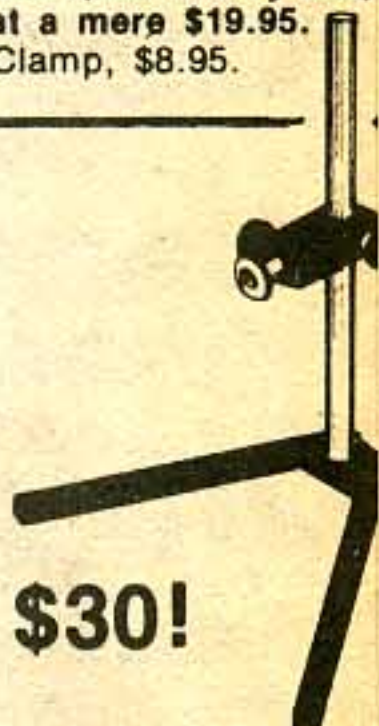
The Stage can be used horizontally, vertically, or at any angle when used with a tripod or C-Clamp. All in all, it's the best and most versatile Macro Platform. In the 1976 Vivitar Catalog it is listed at \$44.95, a very low price indeed. Now, five years later, Vivitar decided to discontinue it because "the cost of producing it is too high." Rather than increasing the price substantially, they no longer show it in their current catalog.

We put in a bid for all the Macro Stages they had left in their inventory. After the usual haggling, all of them were ours. We bought them at a very low price and decided to keep our markup equally low. Now you know why you can buy the Original Vivitar Macro Stage at an unbelievably low price.

Vivitar Macro Stage, Special Purchase, while they last, Priced at a mere \$19.95.

Optional: Sturdy Swivel-Lock C-Clamp, \$8.95.

Buy our VERSATILE Copy Stand for less than \$30!



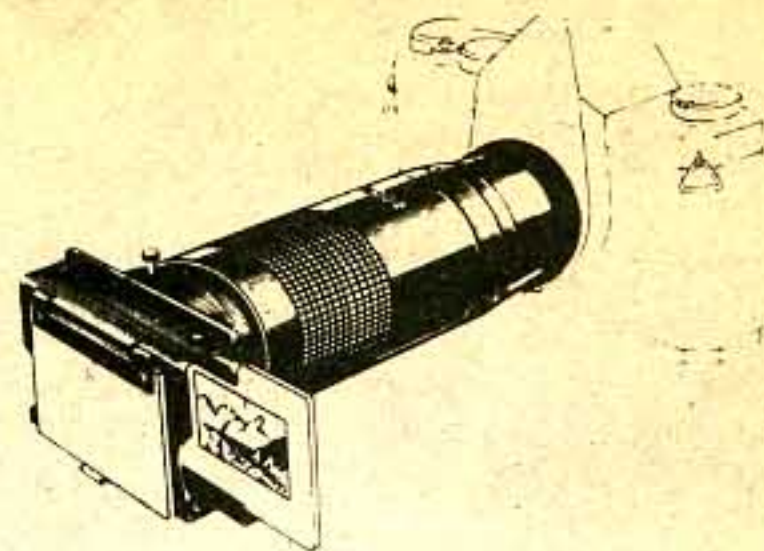
The Versatile Copy Stand has an 18-inch chrome-plated Steel Post, a Sliding Arm with large Locking Knobs. The Camera Holder will hold the camera facing down or facing out. The rubber-tipped open legs permit the use of the stand in the conventional manner or on glass for special lighting effects. I use it on a commercial "light table" for copying type and drawings. Hospitals use it to copy X-Rays onto 35mm Film. And so on ...

The "VERSATILE" Copy Stand only \$29.95

More Special Lens Buys

for the Exakta Twin TL.

135mm F3.5 Fully Automatic Schneider-Kreuznach
 Tele-Xenar \$99.50 + 2.95 Shippg.
 200mm F/4 German Schacht Travelon w/F-Stop
 Pre-Selector \$49.95 + 2.95 Shippg.
 200mm F3.5 Fully Automatic
 Exaktar \$99.50 + 2.95 Shippg.
 Bellows for Exakta Twin TL,
 A New Accessory \$39.95 + 2.95 Shippg.
 Glove-soft Velvet-Lined Pouch for any of the above, only \$6.95



Slide Duplicators

Use your own 35mm SLR Camera to make Duplicate Copies of your Slides. Also: Negatives from Slides. Positives from Negatives. Color or Black-and-White.

Model A Makes exact 1:1 Copies **29⁹⁵**
 (Standard)

Model Z Makes Copies from 1:1 to 2:1 **39⁹⁵**
 (Zoom)

Model S/Z Makes Copies from 1:1 to 2.5:1 **49⁹⁵**
 (Super Zoom)

All Models are equipped with internal High-Resolution Copying Lens.

All Models have Standard T-Mount Fitting and will accept your T-Adapter. If you do not have a T-Adapter we can supply one for almost any 35mm SLR Camera for \$7.95. Be sure to state make and model of your camera if you order a T-Adapter.

EXAKTA REPAIRS

When did you last have your Exakta cleaned and re-lubricated? You can get a great deal of additional mileage out of your Exakta if you take care of it. A new Exakta will usually not require re-lubrication for about two years. Older cameras should be "washed" and re-lubricated every two years. The old lubricant usually cakes up (combining with the dust that seeps in) and after a while the lubricant becomes an abrasive. If you let it go too long, your gears will be in sad shape. It's cheaper to give your Exakta regular service.

SEYMOUR'S

TEL.: (212) 691-7799

47 Seventh Avenue • New York, N.Y. 10011

Customer List.

If this Mailing is **incorrectly addressed**, please attach the Address Label here:

If the address on this Issue is incorrect, please drop us a line, giving **BOTH** the incorrect **AND** the correct versions, both with ZIP Codes. Our Customer List is on Computer and the Computer needs both the wrong and the right versions (and ZIP Codes) for correction.

If you are no longer interested in our mailings, please tell us to delete your name from the List.

If you receive more than one copy, please tell us which address to keep and which address to delete.

Thank you for your cooperation.

SEYMOUR'S
Customer Service.

Do **NOT** make corrections on the label. The "wrong" label is needed to delete the incorrect address. Please write the correct address here: (please type or hand print legibly; thank you.)

Name: _____
 Address: _____
 City and State: _____ ZIP: _____

Show your Movies

on a FAKE TV Screen!!!



Today's "in" way to show home movies is to show them on your Television Screen. This requires converting the film to Cassette and running it through your Video Cassette Recorder. You can make the conversion with our Video Consolidator, combining films with stills and titles and making a whole production of it. But what do you do if you do not have a Video Camera? What do you do if you do not have the Video Consolidator? You buy the Fujicavision FAKE TV Projector at a fraction of the cost of a "true" TV Conversion Setup with Cassette Recorder. No, it's not the same as going the "expensive" way, but it's within everybody's budget. Sure, it's a "fake" way of converting your home movies into TV movies but it has a few advantages over "real" TV pictures. For one thing, you do not have to convert your movies into Cassette Recordings. You show them as they come back from the processor, on the original reels on the screen of the Fujicavision Projector. You can use single 8mm films or Super Eight films, black-and-white, or color and you can watch the films by yourself (preview them) or you can share the show with a group of people, similar to a TV show.

You can still show the very same movies on your regular projector and screen but when you show them on the Fujicavision Projector, you do not have to set up the screen and you need not darken the room. You place the movie reel into the projector, move the sliding switch to "Motor/Lamp" and the show starts! If you move the switch to "Still", you freeze the motion, similar to the "single-frame" mode of a TV Cassette Player. You can even advance the film manually, frame by frame, and you can use the Fujicavision Projector as an Editing Viewer.

Interested in the specs? Here is a condensed listing:

- Fujicavision F-10, TV Type Self-Contained Movie Projector.
- Projection Lens: 14mm F3.5, Built-in.
- Motor: Induction Type Motor using Regular House Current
- Screen Size: 80mm by 108mm.
- Film: Super Eight and Single Eight.
- Projection Speed: 18 frames per second.
- Weight: 4½ pounds.

Fujicavision "Fake TV" Projector

49⁵⁰

We were able to make a special purchase and, as usual, are passing our savings on to you. First come, first served, as long as our supply holds out. No rain checks. No back orders. We fill orders as long as our supply lasts. If you want one, don't wait too long. It's a terrific buy (a hand cranked "editor" with a tiny viewing screen would cost you more!) and when they are gone, they are gone.

SEYMOUR'S

47 Seventh Avenue • New York, N.Y. 10011

Just received:
First Time Offered:

Famous TAMRON Lenses

for Exakta EDX-3

Super Portrait

**TAMRON SP 90mm F 2.5
Tele-Macro Super Portrait**

Numerous Features
with Super
Performance

- Newly Developed Optical Configuration
- Tele-Macro
- World's Smallest and Lightest 90mm Portrait Lens in Its Class



For EDX

HIGH SPEED COMPACT ZOOM

**TAMRON ADAPTALL
35-135mm/3.5-4.2**

- Covers wide angle to medium telephoto in one-touch zooming
- Floating element design ensures superb picture quality all along the entire zooming range
- Compact like a conventional 135mm telephoto
- Maximum macro ratio 1:4 at 135mm end
- Minimum Aperture F/32
- Custom matched SP Flat Field 2X Tele-Converter (optional) doubles focal length and allows 1:2 ratio
- Limited 6 Year Warranty

for Exakta
EDX-3



TAMRON Lens Sale

These Lenses are for the Exakta EDX-3 (and -2). They are genuine TAMRON LENSES of Highest Quality, both optically and mechanically. They are Seymour-Priced far below Market Value. Compare!

90mm F2.5 TAMRON with Macro Range. Diaphragm Control from F2.5 to F/32.

**Magnification to 1:2 \$209.50 + 3.95 Shippg.
35mm to 135mm TAMRON F3.5/4.2 Zoom Lens with Macro Range.**

Diaphragm Control from F3.5 to F/32. One Touch.

Amazing Focal Range: Wide Angle to Telephoto.

Amazingly Small Size: About 4 Inches Long.

Amazingly Low Seymour-Priced \$229.50 + 3.95 Shippg.

Glove-soft Velvet-Lines Pouch or Hard Case, as available, \$6.95 each.



Ihagee Exakta TL-500

As we said elsewhere in this issue, there are two universally accepted "Standard" Lens Mounts. One of them is the Universal M-42 Screw Thread Mount. The Ihagee TL-500 is equipped with this Thread Mount. It accepts **all** M-42 Universal Thread Lenses, be they automatic, preset, or manual.

Look at the Features of the TL-500:

- 35mm Single Lens Reflex Camera
- Built-in PentaPrism
- MicroGrid Rangefinder
- Cross Coupled Through-the-Lens CdS Lightmetering System
- Interchangeable Universal Thread Lenses
- Focal Plane Shutter from One Full Second to an action-freezing 1/500 second
- Hot Shoe and PC Flash Socket
- Many More Features

Ihagee Exakta TL-500 w/50mm F1.8 Automatic Exaktar

\$129.50

Shipping charges 3.95
Camera Case 9.95

LOW PRICES

on MultiCoated Mirror Lenses



These small, lightweight Mirror Lenses replace the huge, heavy Telephoto Lenses which required a truck to lug around (or so it seemed): Now you can toss two or three of these lenses into your gadget bag and never feel the extra weight.

Low Seymour Prices make them affordable, too:

300mm F5.6 Mirror Lens.....	\$139.50
300mm F5.6 Mirror Lens with Diaphragm.....	\$169.50
500mm F/8 Mirror Lens.....	\$179.50
Glove-Soft Pouch or Hard Case.....	\$6.95
Shipping Charges, per Lens.....	\$3.95

DOUBLE YOUR POWER:
Ultra-Tel Focal Length Doubler, Highly Corrected 2X Tele-Converter, makes a 600mm out of the 300mm and a 1,000mm Super Tele out of the 500mm Lens, if purchased at the same time as lens, only \$29.95.

ORDER BLANK

MAIL TO

SEYMOUR'S, INC.

47 Seventh Avenue • New York, N.Y. 10011

Do not write in this Box

1183

Date NAME

Please hand print or type your name and address. ADDRESS

CITY, STATE, ZIP

Be sure to fill in Shipping Label at Bottom

Do not use	STOCK NUMBER	HOW MANY?	DESCRIPTION OF ITEM	SIZE (49mm, Ser. VII, etc.)	PRICE	Shipp'g Charges

Minimum Mail Order: \$5.00



NEW YORK STATE RESIDENTS:
The law requires us to collect State plus Local Sales Tax.

Total Merchandise	\$
Tax	\$
Total Shipping	\$
I enclose	\$

We prefer to ship orders by United Parcel Service. Whenever possible, give local Street Address. UPS cannot deliver to a Post Office Box.

Do not write in this Box

IMPORTANT:
Print your name and address carefully.
This will be your



From SEYMOUR'S, Inc.
47 SEVENTH AVE., NEW YORK, N.Y. 10011


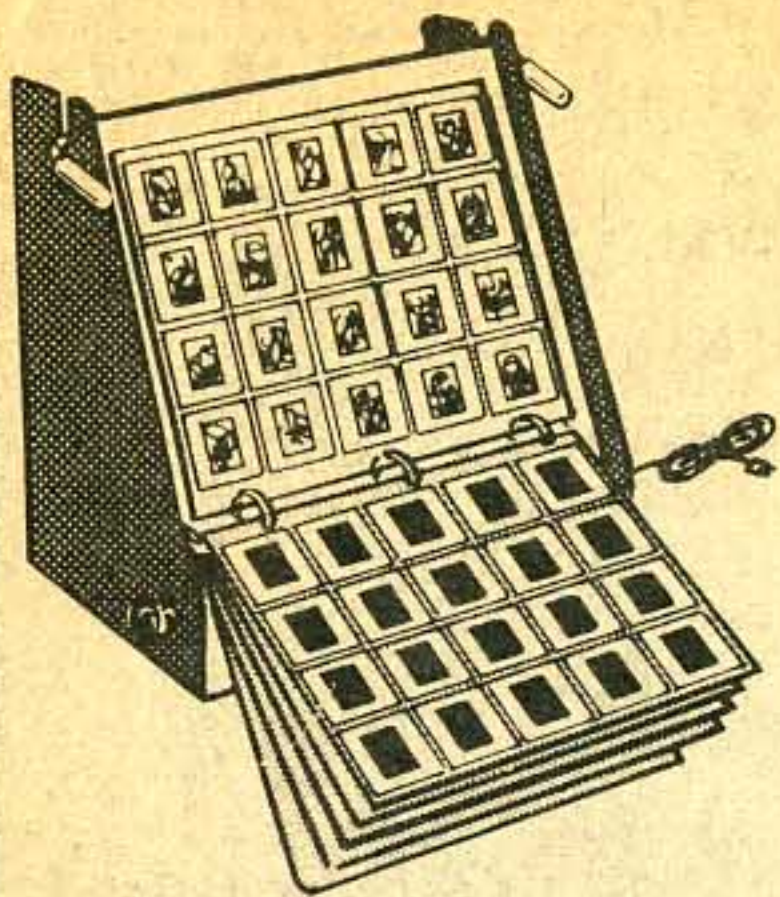
To

NAME

ADDRESS

CITY, STATE, ZIP

RETURN REQUESTED



“FLIPPER” Combination Slide Viewer and Sorter

“Flipper” is an ingenious illuminated viewer which lets you view your slides without removing them from the page in the binder or even removing the page from the binder! For sorting, a slide sorting frame is included. The frame will also let you view individual slides.


“Flipper” accommodates binders up to three inches thick. When you turn a page, the illuminating housing swings away (see illustration) and then back into viewing position for the next page. Clever? You said it!

“Flipper” is constructed of metal with a plastic diffusion screen for even illumination. It is cleverly hinged and actually “collapses” into a small space for easy storing. And where do you think a clever contraption like “Flipper” is made? Right here in the good old USA, of course!

We buy it directly from the manufacturer and offer it at a terrific price. Why not buy a few extra ones: they make wonderful gifts!

“Flipper” Combination Slide Viewer and Slide Sorter, great value at only \$36.50.

Page 44



Sima SF Lens 100mm F/2 Soft Focus Lens System with Macro Focus

Complete Set
100mm F2 Lens
F/4 Disc,
F5.6 Disc
ND4X Filter

\$29.50

Artistic Soft-Focus Effects to simulate “Old Master” Paintings. Degree of Softness can be varied to match Subject. A creative pictorial Tool!


AutoSynch

Wireless Remote AC Strobe Light

It isn't too often that we get enthusiastic about a new Electronic Flash but this time we are really excited. The new AUTO-SYNCH Remote Strobe frees you from having synch cord spaghetti all over the place. It does not need batteries or reflectors. It has no buttons, no dials and does not need adjustments of any kind! Used in multiples, it virtually duplicates a multi-thousand-dollar wired studio setup as used by commercial and portrait photographers. If you think we're exaggerating just read the description of the features and imagine the resulting light distribution (not only in intensity but also in versatility) when you use three or more AUTO-SYNCHs! You do not HAVE to use several of them. A single one will give fine results, too.

The AUTO-SYNCH Wireless-Remote AC Strobe Light

1. Fits any standard screw-in socket like a light bulb
2. Needs no wire connection to the camera
3. Flashes with Zero-Delay Accuracy in synch with any type strobe on your camera
4. Use it in existing light fixtures (ceiling lights, desk lamps, floor lamps, and so on)



5. Use it with inexpensive Spring Clamp Sockets which you can clamp to the back of chairs, to book shelves, to doors, etc., anywhere in the room
6. Operates on regular house current
7. Synch Trigger circuit (“Slave”) is built in
8. Does not require batteries
9. No loose parts: no synch cord -- no separate reflector because everything is contained in one compact sealed unit
10. Use one or many -- no limit -- everyone has a Guide Number of 72 for ASA-100 Film!

AUTO-SYNCH Wireless-Remote AC STROBE LIGHT, Stock No. 4476, amazingly low priced at a mere \$24.95 plus 1.95 Shipping Charges. Buy several at even greater savings: 3 for \$69.50 + 2.95 • 6 for \$129.50 + 3.95

seymour's INC.

47 Seventh Avenue • New York, N.Y. 10011

Bulk Rate
U. S. Postage

PAID

Permit #6
Hartford, CT